

VALLEY CLEAN ENERGY ALLIANCE

Staff Report – Item 9

TO: Board of Directors
FROM: Rebecca Boyles, Director of Customer Care & Marketing
SUBJECT: Customer Enrollment Update (Information)
DATE: September 9, 2021

RECOMMENDATION

Receive and review the attached Customer Enrollment update as of September 1, 2021.

Item 9 - Enrollment Update

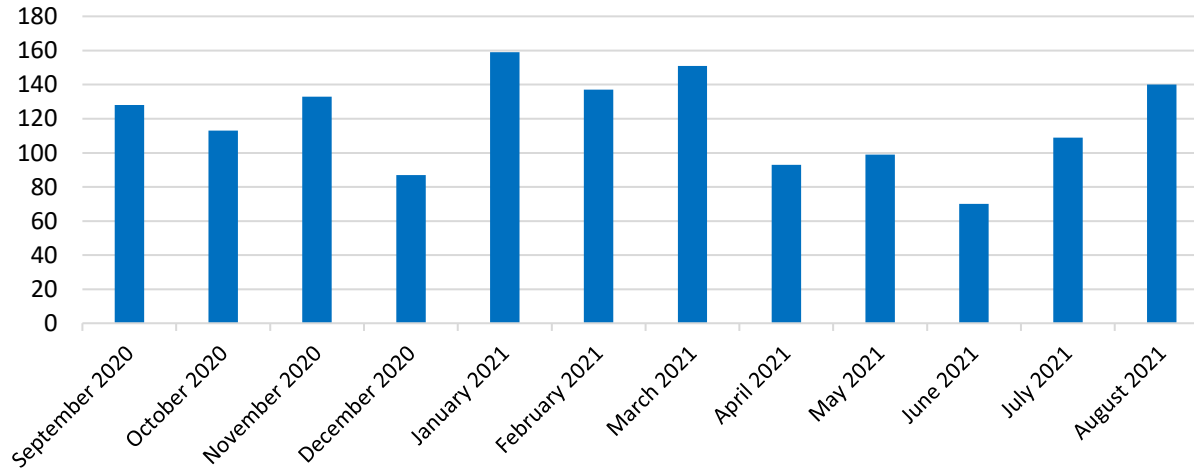
	Davis	Woodland	Winters	Yolo Co	Total	Residential	Commercial	Industrial	Ag	NEM	Non-NEM
VCEA customers	25,270	20,677	2,460	10,779	59,186	51,085	6,082	7	1,922	10,340	48,846
Eligible customers	26,579	23,694	2,706	12,291	65,270	56,305	6,683	7	2,171	11,327	53,943
Participation Rate	95%	87%	91%	88%	91%	91%	91%	100%	89%	91%	91%

There are currently 113 Winters customers not included in this table. NEM will enroll throughout 2021.

% of Load Opted Out

Residential	Commercial	Industrial	Ag	Total
10%	9%	0%	11%	9%

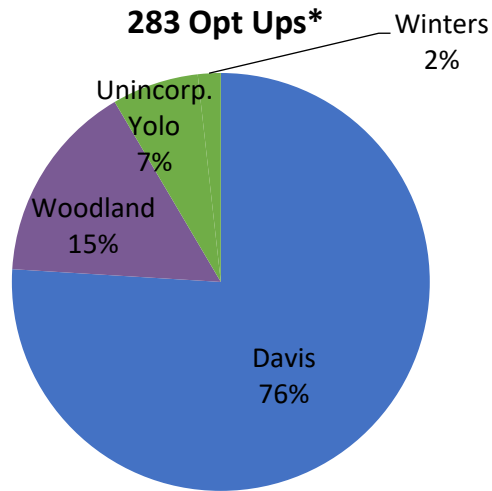
Monthly Opt Outs



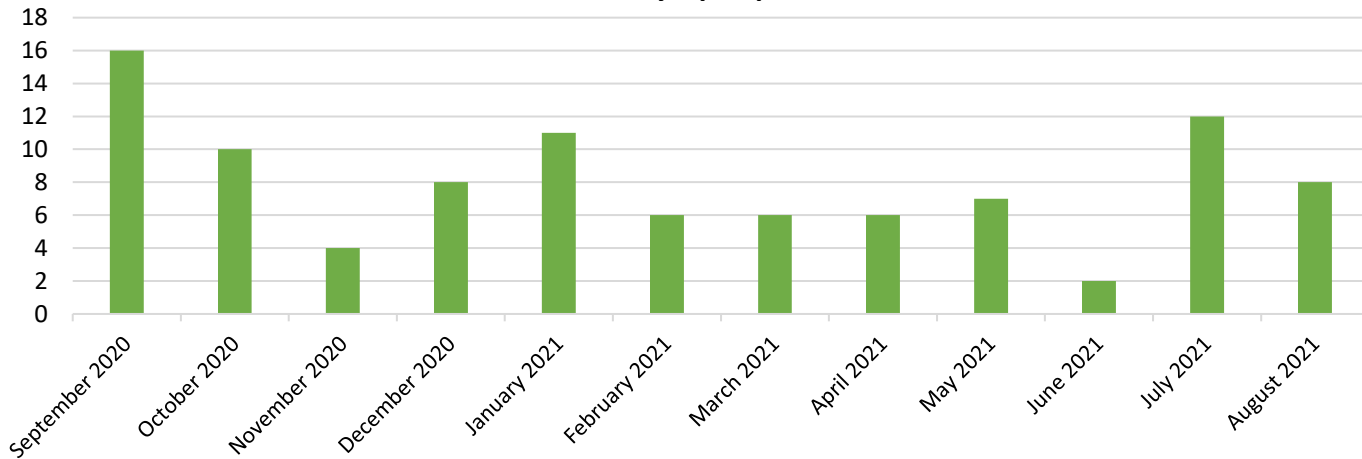
Status Date: 9/1/21



Item 9 - Enrollment Update



Monthly Opt Ups*



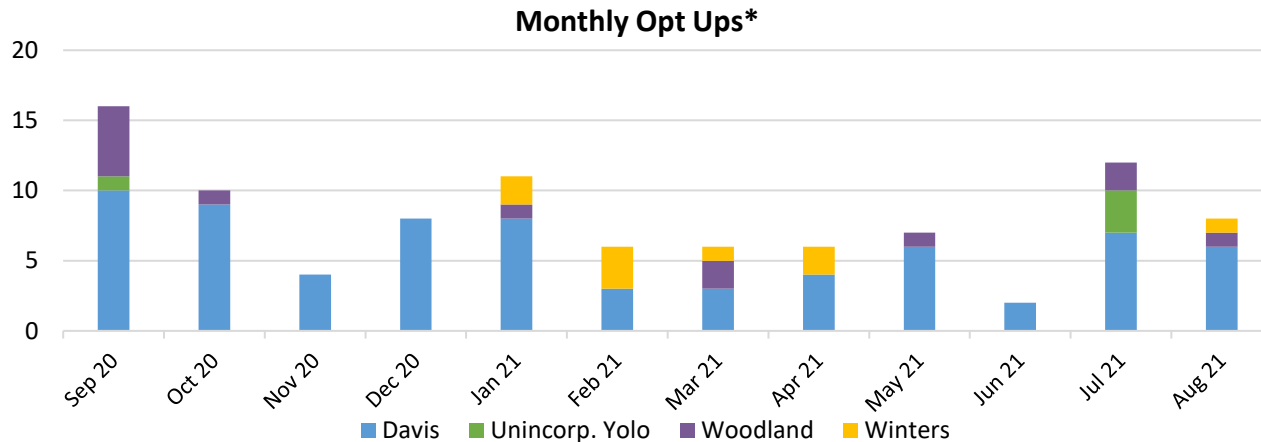
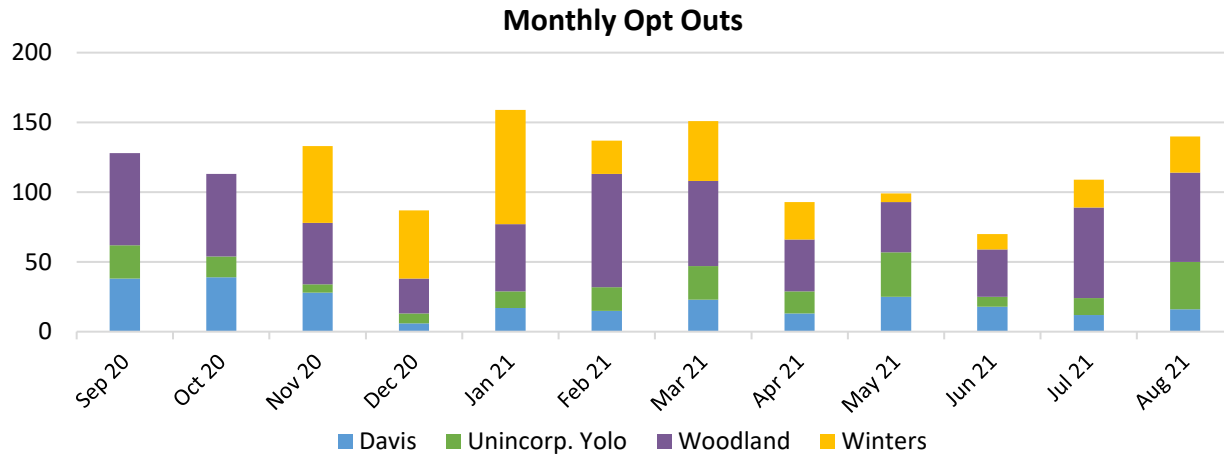
* The numbers in the pie chart represent opt ups for customers who are currently enrolled. The numbers in the bar graph represent opt up actions taken regardless of current enrollment status.

Status Date: 9/1/21



VALLEY
CLEAN ENERGY

Item 9 - Enrollment Update

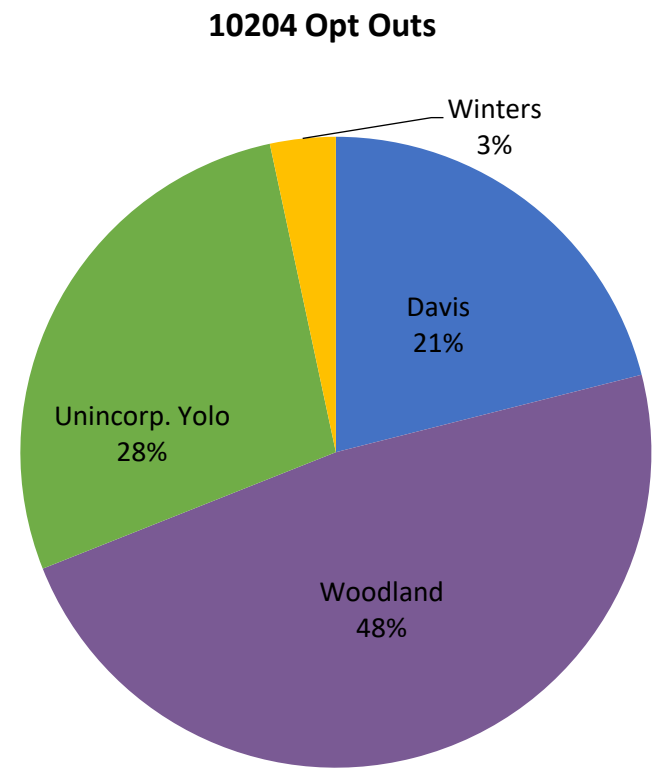
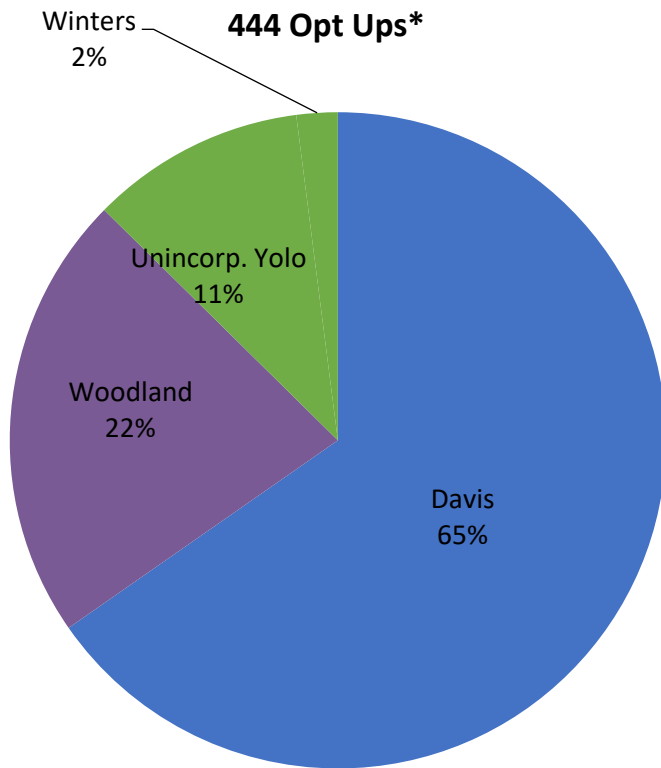


* These numbers represent all opt up actions ever taken regardless of current customer enrollment status.

Status Date: 9/1/21



Item 9 - Enrollment Update



* These numbers represent all opt up actions ever taken regardless of current customer enrollment status.

Status Date: 9/1/21

