

# VALLEY CLEAN ENERGY ALLIANCE

## Staff Report – Item 9

---

**TO:** Board of Directors  
**FROM:** Rebecca Boyles, Director of Customer Care & Marketing  
**SUBJECT:** Customer Enrollment Update (Information)  
**DATE:** June 10, 2021

---

### RECOMMENDATION

Receive and review the attached Customer Enrollment update as of June 2, 2021.

# Item 9 - Enrollment Update

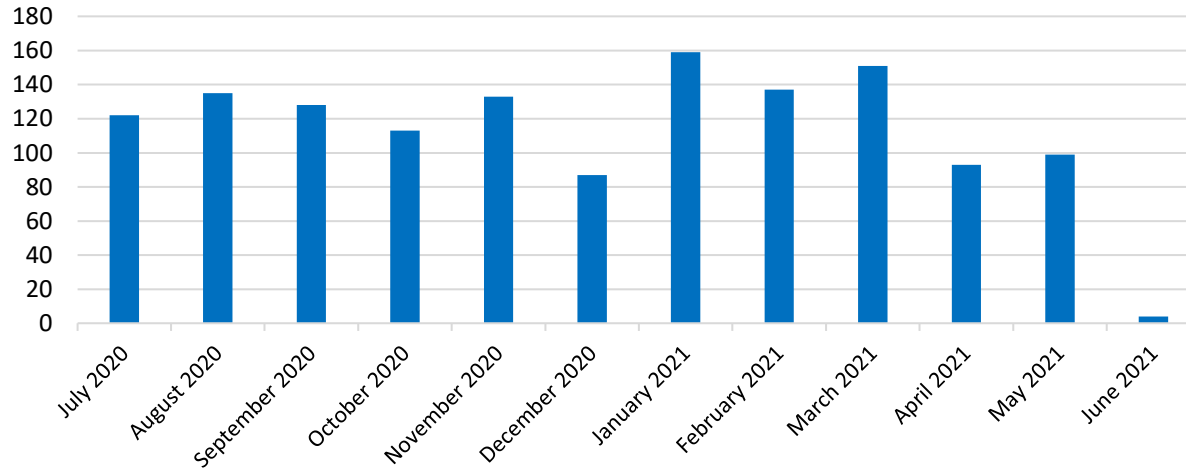
	Davis	Woodland	Winters	Yolo Co	Total	Residential	Commercial	Industrial	Ag	NEM	Non-NEM
<b>VCEA customers</b>	27,878	20,782	2,374	10,754	61,788	53,689	6,099	7	1,905	10,059	51,729
<b>Eligible customers</b>	29,200	23,777	2,586	12,265	67,828	58,865	6,693	7	2,159	10,968	56,860
<b>Participation Rate</b>	95%	87%	92%	88%	91%	91%	91%	100%	88%	92%	91%

There are currently 299 Winters customers not included in this table. NEM will enroll throughout 2021.

## % of Load Opted Out

Residential	Commercial	Industrial	Ag	Total
9%	9%	0%	12%	9%

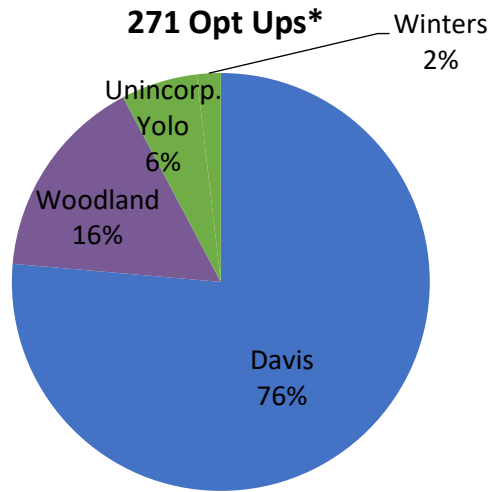
## Monthly Opt Outs



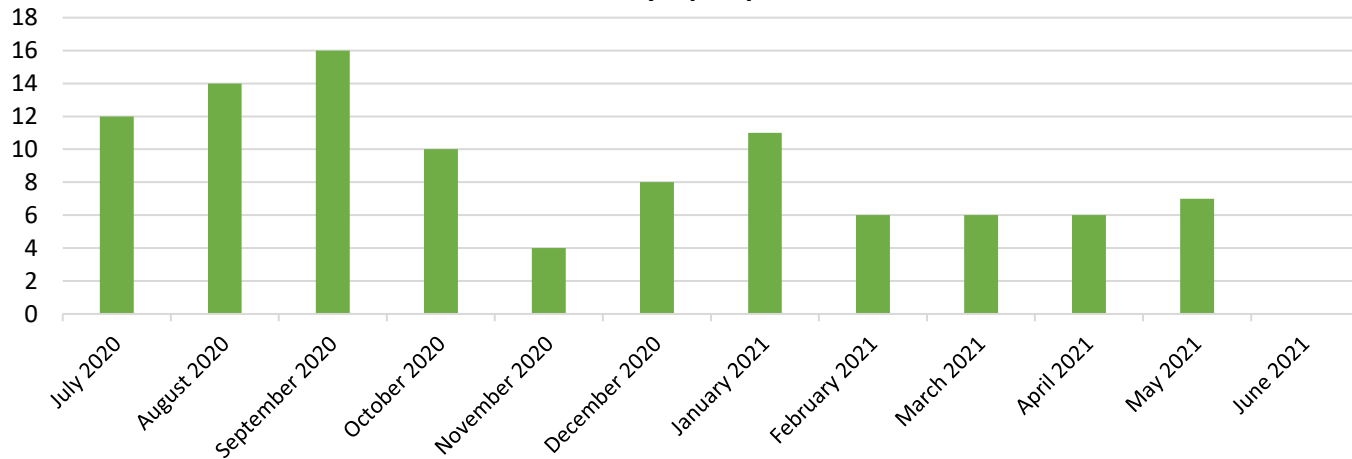
Status Date: 6/2/21



# Item 9 - Enrollment Update



**Monthly Opt Ups\***



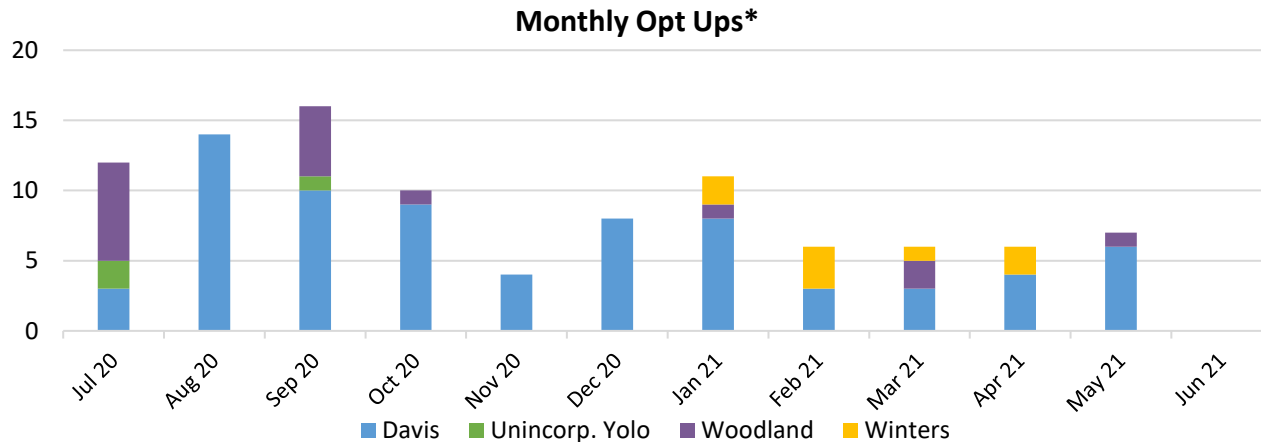
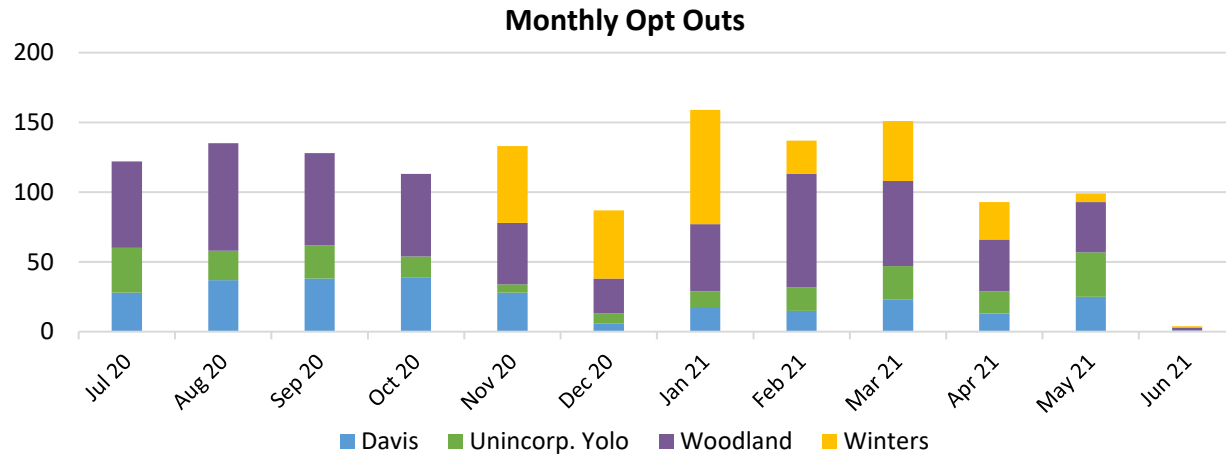
\* The numbers in the pie chart represent opt ups for customers who are currently enrolled. The numbers in the bar graph represent opt up actions taken regardless of current enrollment status.

Status Date: 6/2/21



**VALLEY**  
CLEAN ENERGY

# Item 9 - Enrollment Update

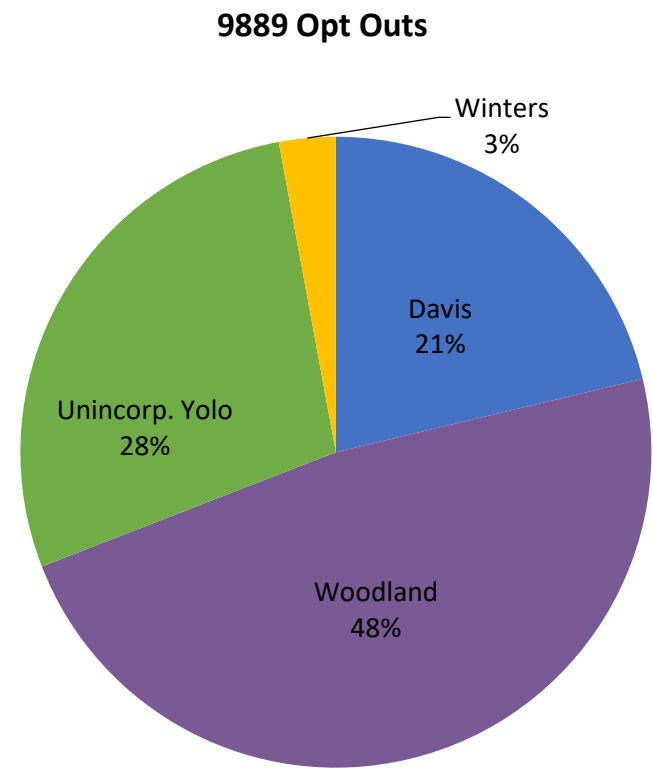
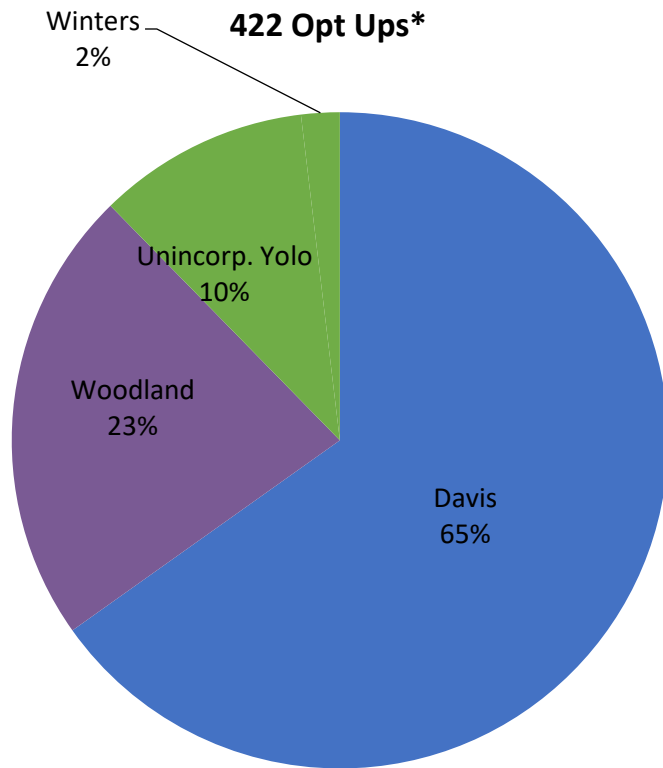


\* These numbers represent all opt up actions ever taken regardless of current customer enrollment status.

Status Date: 6/2/21



# Item 9 - Enrollment Update



\* These numbers represent all opt up actions ever taken regardless of current customer enrollment status.

Status Date: 6/2/21

