

VALLEY CLEAN ENERGY ALLIANCE

Staff Report – Item 6

TO: Community Advisory Committee
FROM: Rebecca Boyles, Director of Marketing & Customer Care
SUBJECT: Customer Enrollment Update (Information)
DATE: July 22, 2021

RECOMMENDATION

Receive the Customer Enrollment update as of July 14, 2021.

Attachment:

1. July 14, 2021 Customer Enrollment update

Item 6 - Enrollment Update

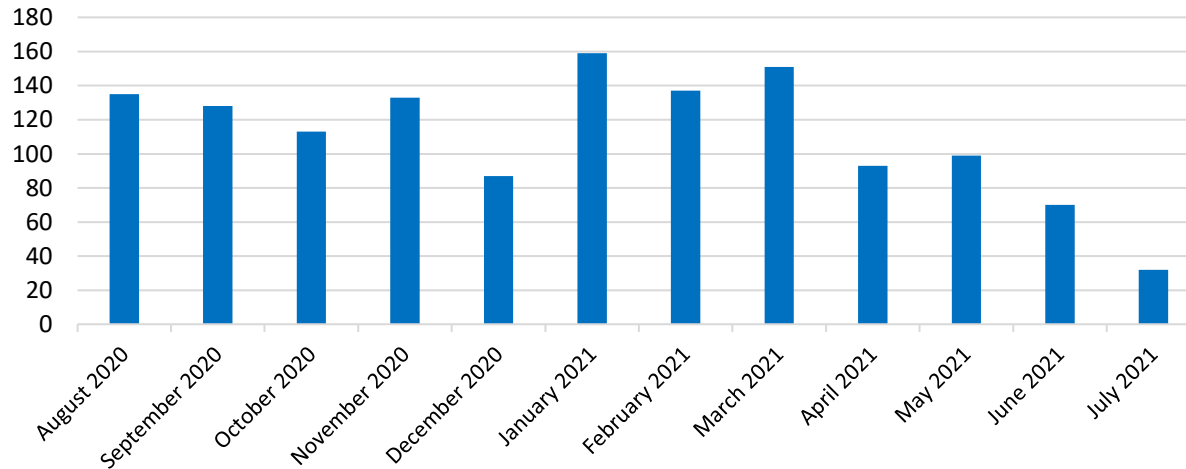
	Davis	Woodland	Winters	Yolo Co	Total	Residential	Commercial	Industrial	Ag	NEM	Non-NEM
VCEA customers	27,484	20,755	2,368	10,842	61,449	53,348	6,085	7	1,921	10,233	51,216
Eligible customers	28,798	23,736	2,584	12,348	67,466	58,502	6,679	7	2,174	11,171	56,295
Participation Rate	95%	87%	92%	88%	91%	91%	91%	100%	88%	92%	91%

There are currently 221 Winters customers not included in this table. NEM will enroll throughout 2021.

% of Load Opted Out

Residential	Commercial	Industrial	Ag	Total
9%	9%	0%	12%	9%

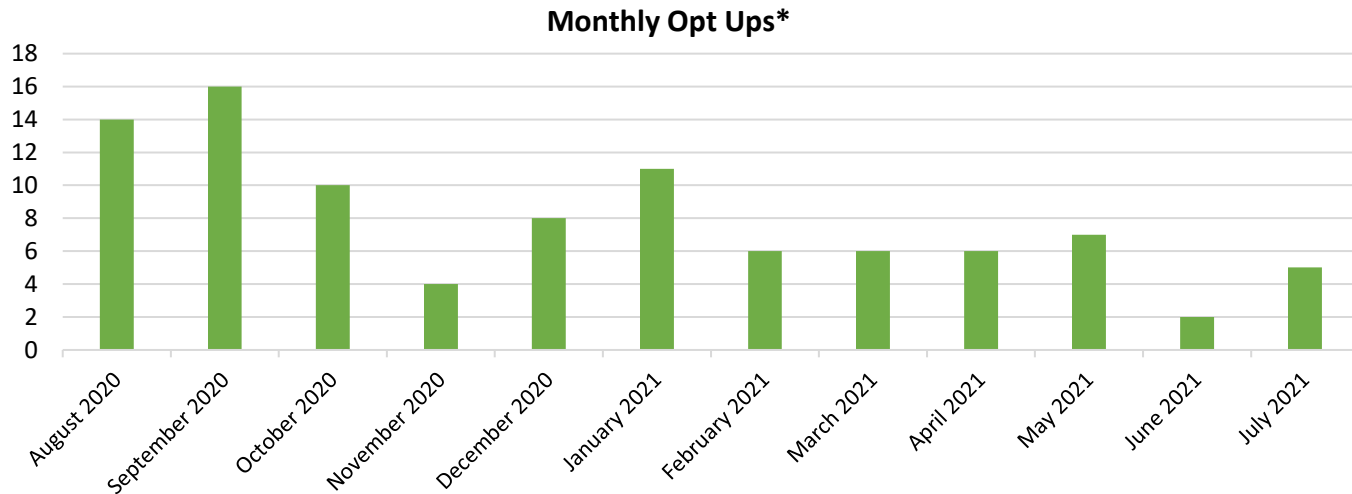
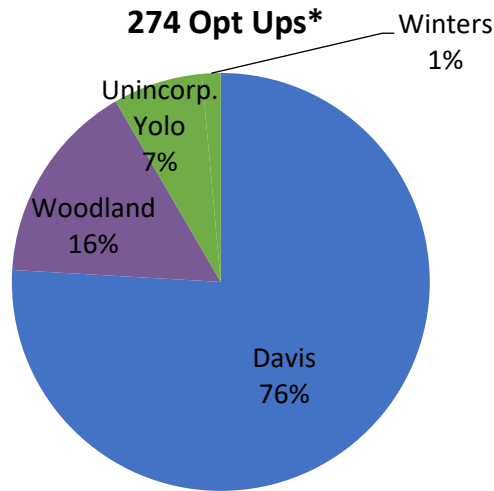
Monthly Opt Outs



Status Date: 7/14/21



Item 6 - Enrollment Update



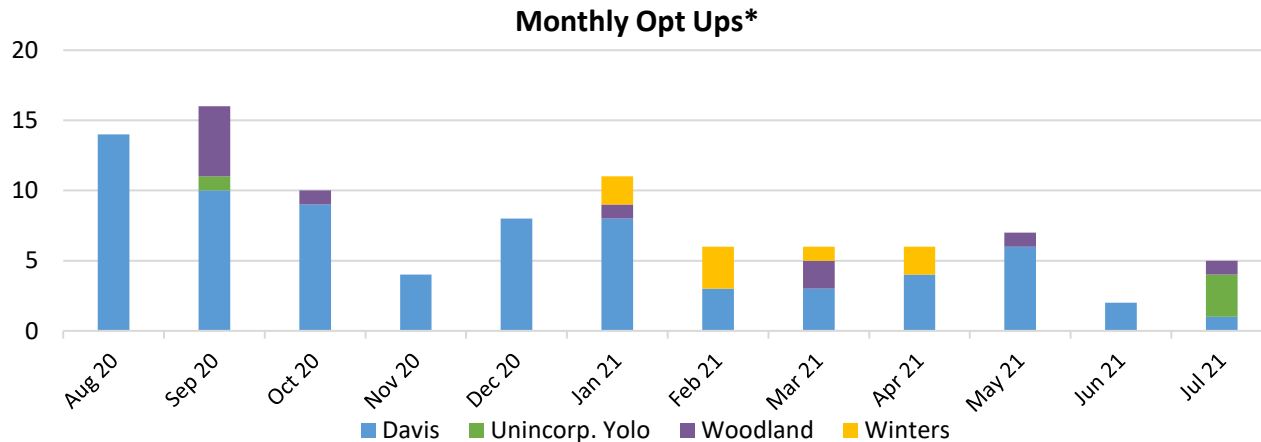
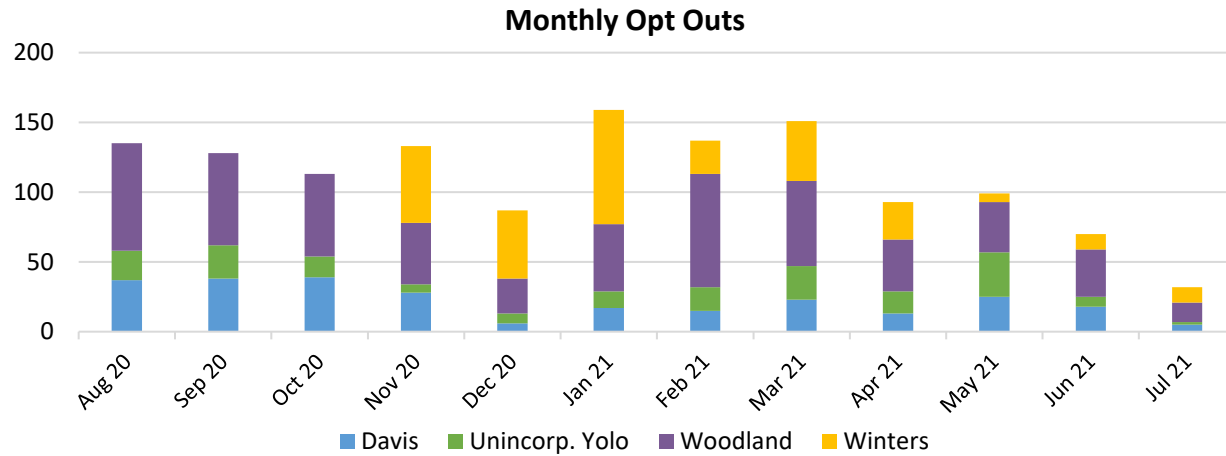
* The numbers in the pie chart represent opt ups for customers who are currently enrolled. The numbers in the bar graph represent opt up actions taken regardless of current enrollment status.

Status Date: 7/14/21



VALLEY
CLEAN ENERGY

Item 6 - Enrollment Update

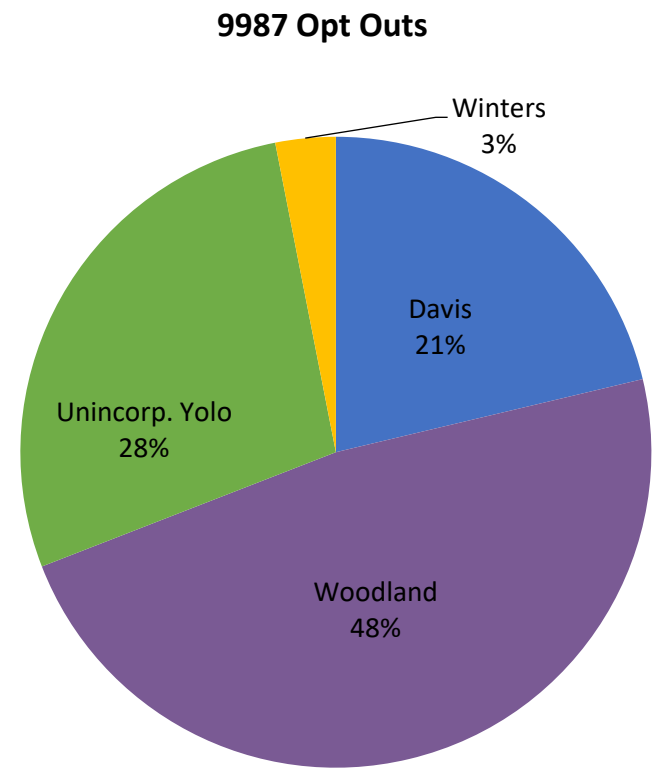
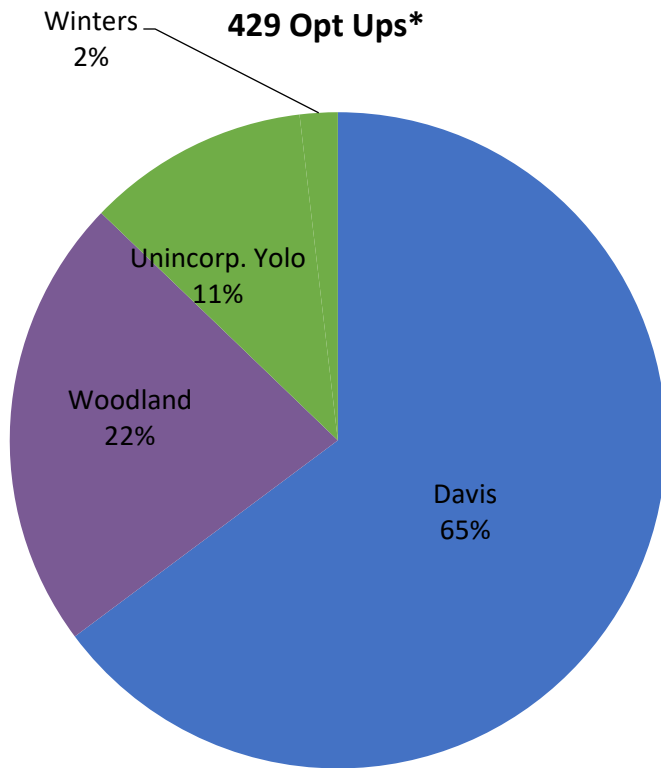


* These numbers represent all opt up actions ever taken regardless of current customer enrollment status.

Status Date: 7/14/21



Item 6 - Enrollment Update



* These numbers represent all opt up actions ever taken regardless of current customer enrollment status.

Status Date: 7/14/21

