

# VALLEY CLEAN ENERGY ALLIANCE

## Staff Report – Item 6

---

**TO:** Community Advisory Committee  
**FROM:** Rebecca Boyles, Director of Marketing & Customer Care  
**SUBJECT:** Customer Enrollment Update (Information)  
**DATE:** May 27, 2021

---

### RECOMMENDATION

Receive the Customer Enrollment update as of May 19, 2021.

### Attachment:

1. May 19, 2021 Customer Enrollment update

# Item 6 - Enrollment Update

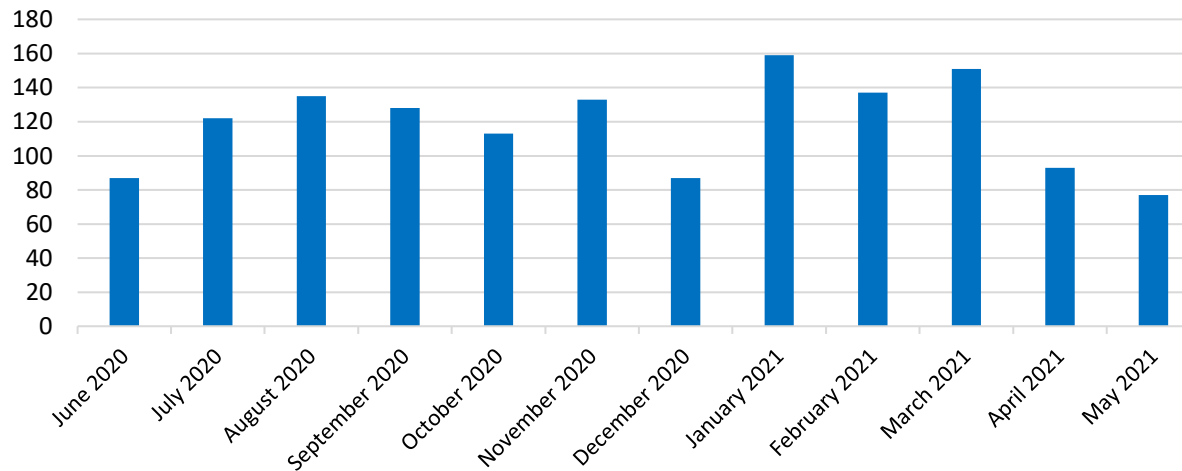
	Davis	Woodland	Winters	Yolo Co	Total	Residential	Commercial	Industrial	Ag	NEM	Non-NEM
<b>VCEA customers</b>	27,832	20,776	2,344	10,776	61,728	53,620	6,102	7	1,911	10,061	51,667
<b>Eligible customers</b>	29,150	23,777	2,551	12,285	67,763	58,790	6,696	7	2,166	10,963	56,800
<b>Participation Rate</b>	95%	87%	92%	88%	91%	91%	91%	100%	88%	92%	91%

There are currently 301 Winters customers not included in this table. NEM will enroll throughout 2021.

## % of Load Opted Out

Residential	Commercial	Industrial	Ag	Total
9%	9%	0%	12%	9%

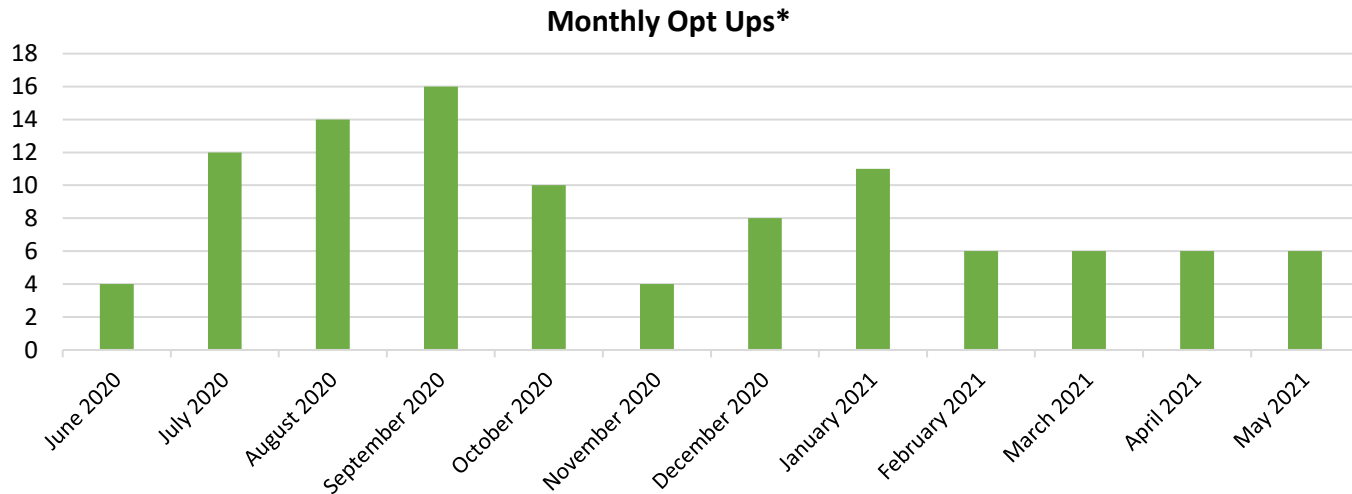
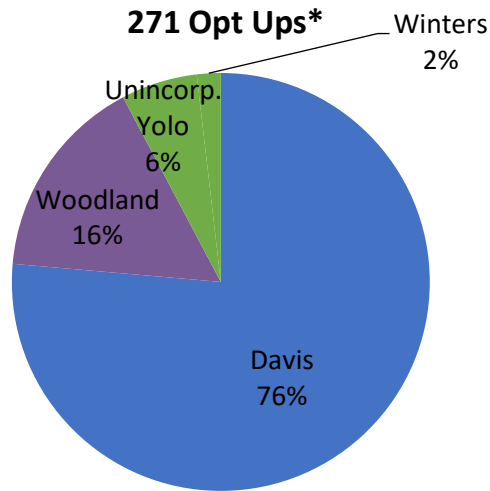
## Monthly Opt Outs



Status Date: 5/19/21



# Item 6 - Enrollment Update



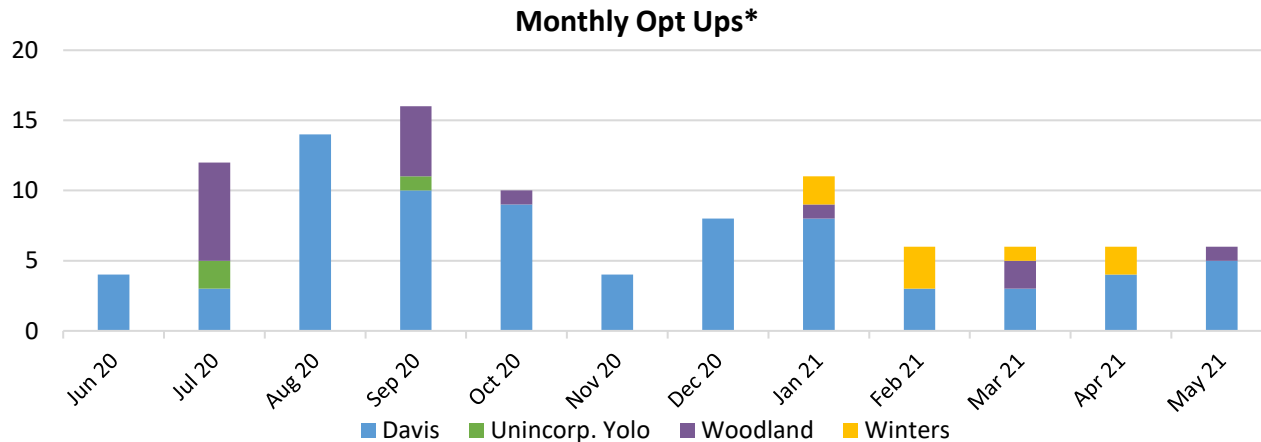
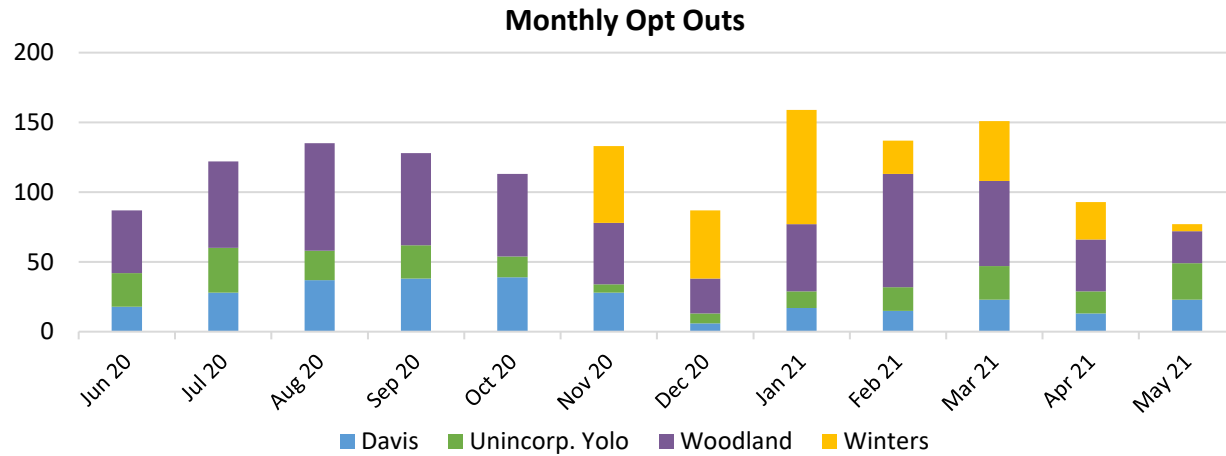
\* The numbers in the pie chart represent opt ups for customers who are currently enrolled. The numbers in the bar graph represent opt up actions taken regardless of current enrollment status.

Status Date: 5/19/21



**VALLEY**  
CLEAN ENERGY

# Item 6 - Enrollment Update

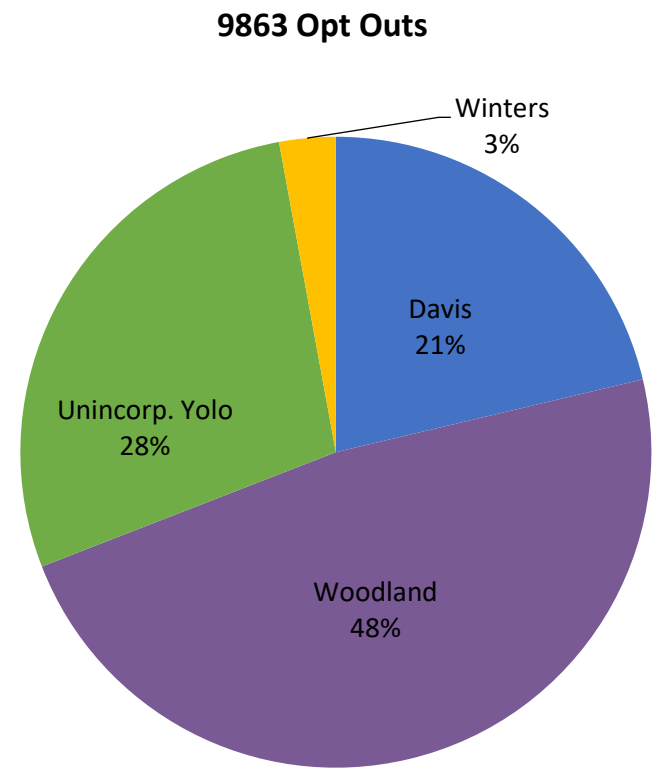
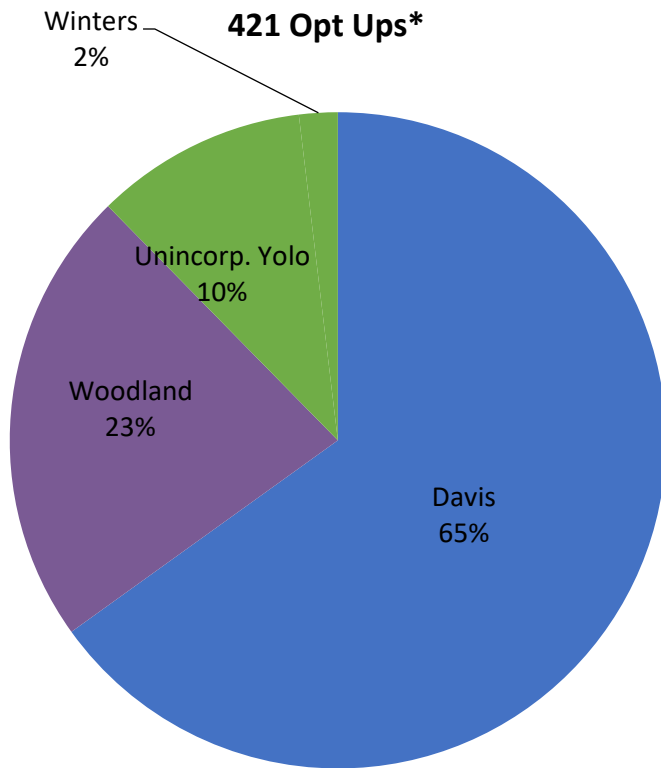


\* These numbers represent all opt up actions ever taken regardless of current customer enrollment status.

Status Date: 5/19/21



# Item 6 - Enrollment Update



\* These numbers represent all opt up actions ever taken regardless of current customer enrollment status.

Status Date: 5/19/21

