

VALLEY CLEAN ENERGY ALLIANCE

Staff Report – Item 6

TO: Community Advisory Committee
FROM: Rebecca Boyles, Director of Marketing & Customer Care
SUBJECT: Customer Enrollment Update (Information)
DATE: April 22, 2021

RECOMMENDATION

Receive the Customer Enrollment update as of April 14, 2021.

Attachment:

1. April 14, 2021 Customer Enrollment update

Item 6 - Enrollment Update

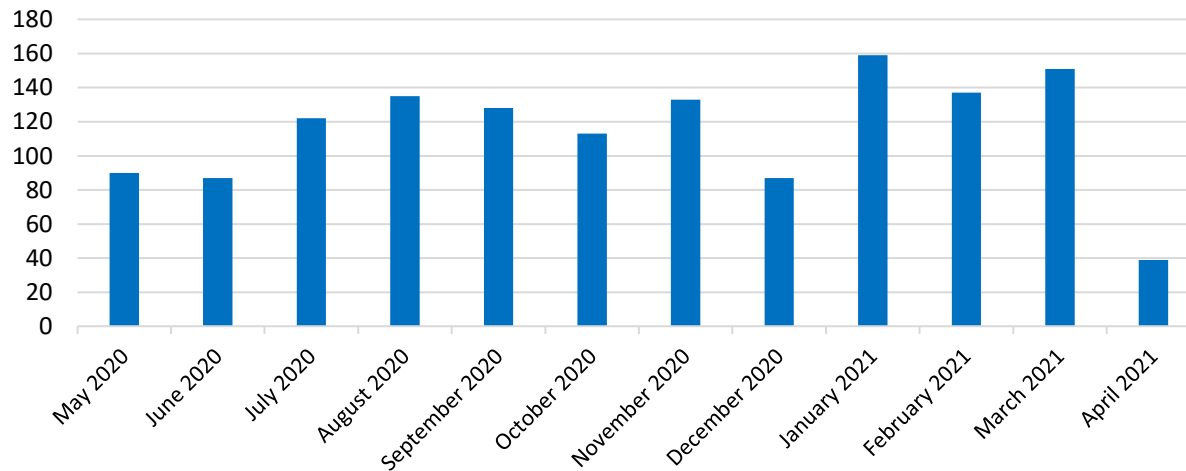
	Davis	Woodland	Winters	Yolo Co	Total	Residential	Commercial	Industrial	Ag	NEM	Non-NEM
VCEA customers	27,728	20,699	2,221	10,735	61,383	53,301	6,095	6	1,893	9,933	51,450
Eligible customers	29,016	23,657	2,396	12,220	67,289	58,394	6,638	6	2,147	10,794	56,495
Participation Rate	96%	87%	93%	88%	91%	91%	92%	100%	88%	92%	91%

There are currently 324 Winters customers not included in this table. NEM will enroll throughout 2021.

% of Load Opted Out

Residential	Commercial	Industrial	Ag	Total
9%	8%	0%	12%	9%

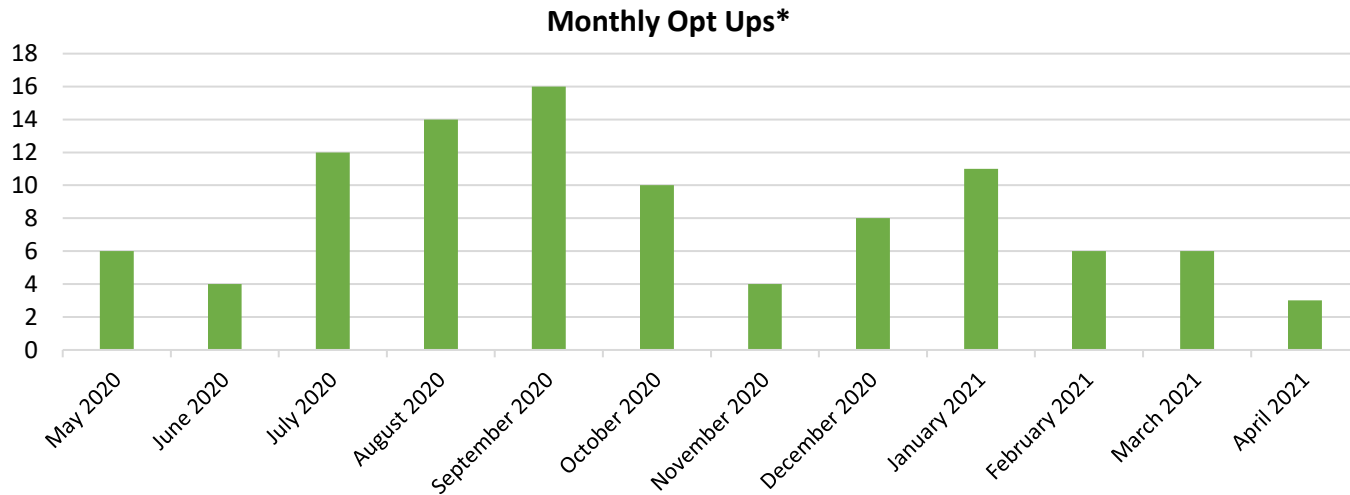
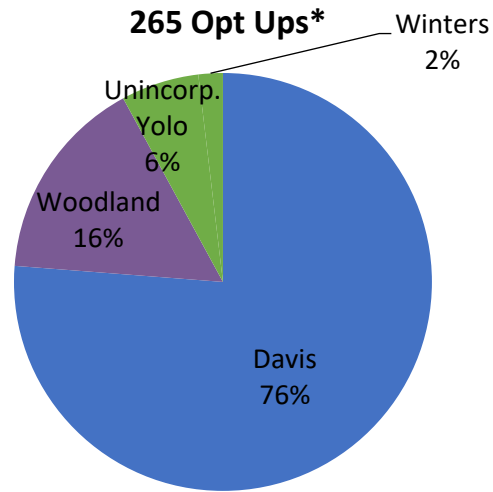
Monthly Opt Outs



Status Date: 4/14/21



Item 6 - Enrollment Update



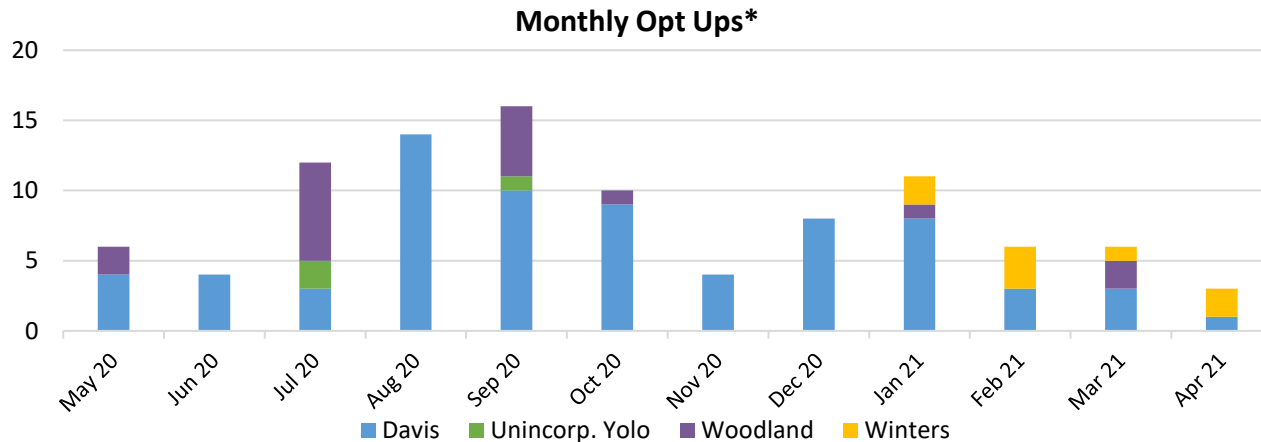
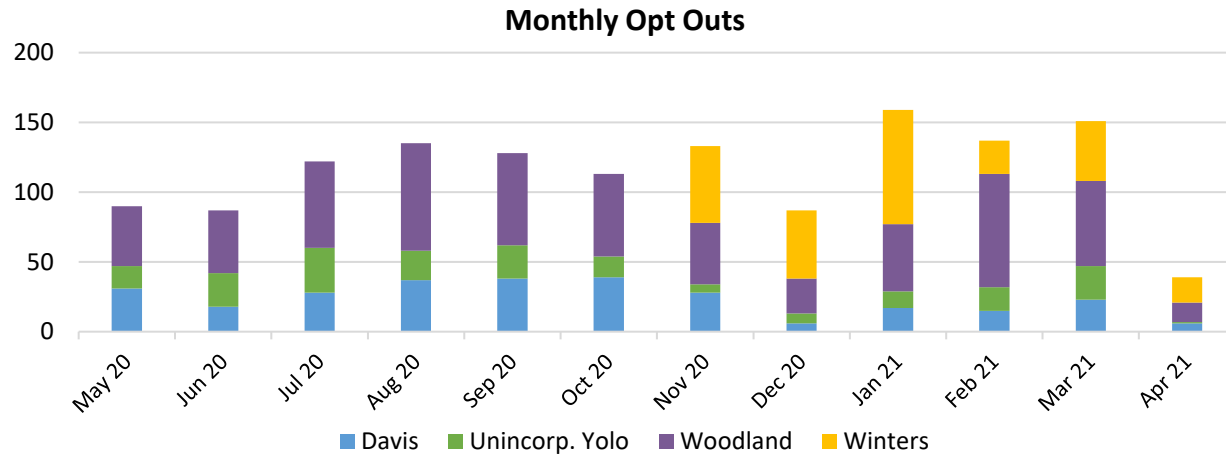
* The numbers in the pie chart represent opt ups for customers who are currently enrolled. The numbers in the bar graph represent opt up actions taken regardless of current enrollment status.

Status Date: 4/14/21



VALLEY
CLEAN ENERGY

Item 6 - Enrollment Update

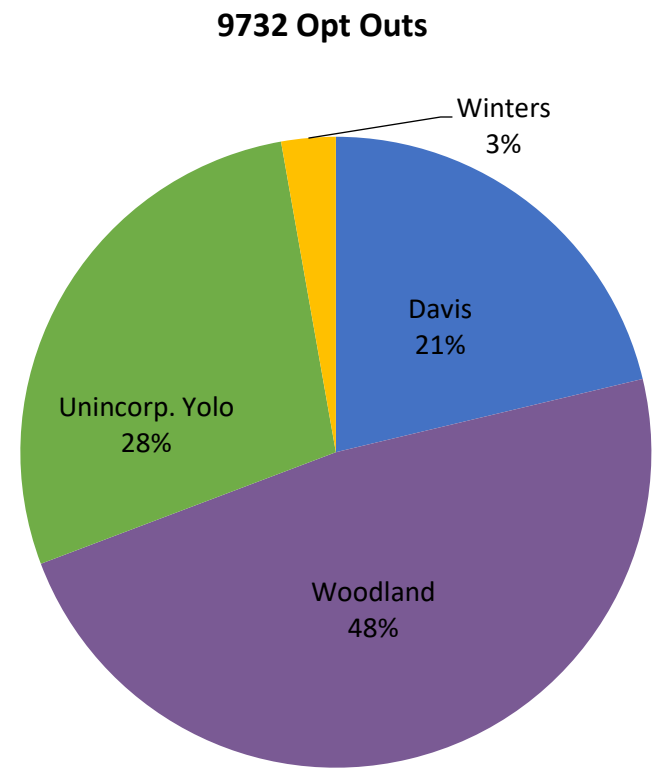
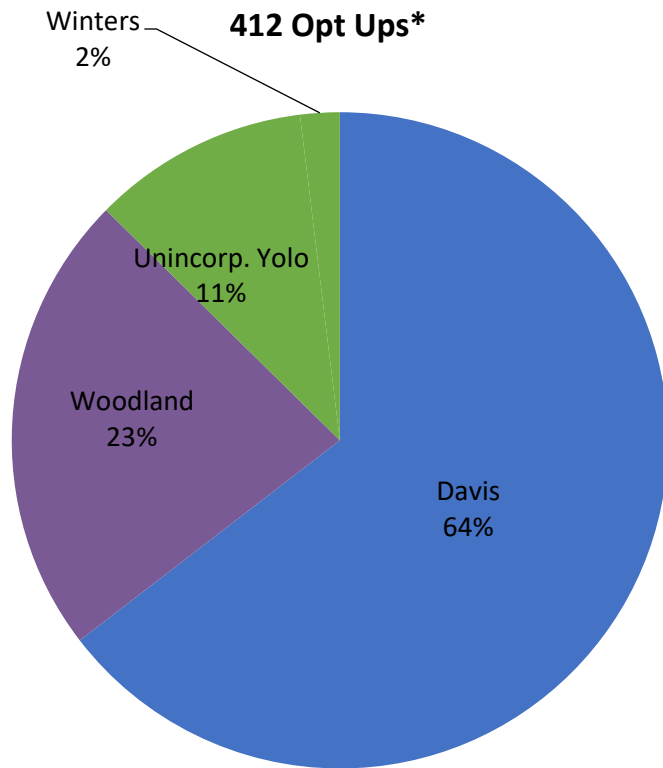


* These numbers represent all opt up actions ever taken regardless of current customer enrollment status.

Status Date: 4/14/21



Item 6 - Enrollment Update



* These numbers represent all opt up actions ever taken regardless of current customer enrollment status.

Status Date: 4/14/21

