

# VALLEY CLEAN ENERGY ALLIANCE

## Staff Report – Item 6

---

**TO:** Community Advisory Committee  
**FROM:** Rebecca Boyles, Director of Marketing & Customer Care  
**SUBJECT:** Customer Enrollment Update (Information)  
**DATE:** March 25, 2021

---

### RECOMMENDATION

Receive the Customer Enrollment update as of March 17, 2021.

### Attachment:

1. March 17, 2021 Customer Enrollment update

# Item 6 - Enrollment Update

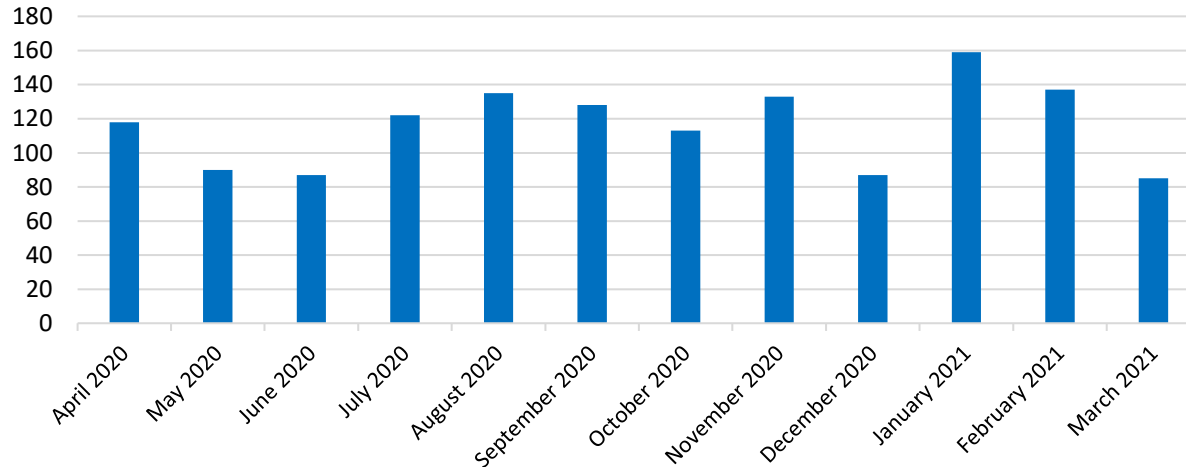
	Davis	Woodland	Winters	Yolo Co	Total	Residential	Commercial	Industrial	Ag	NEM	Non-NEM
VCEA customers	27,736	20,755	2,206	10,736	61,433	53,329	6,132	6	1,878	9,854	51,579
Eligible customers	29,028	23,679	2,348	12,215	67,270	58,349	6,679	6	2,132	10,683	56,587
Participation Rate	96%	88%	94%	88%	91%	91%	92%	100%	88%	92%	91%

There are currently 376 Winters customers not included in this table. NEM will enroll throughout 2021.

## % of Load Opted Out

Residential	Commercial	Industrial	Ag	Total
9%	9%	0%	12%	9%

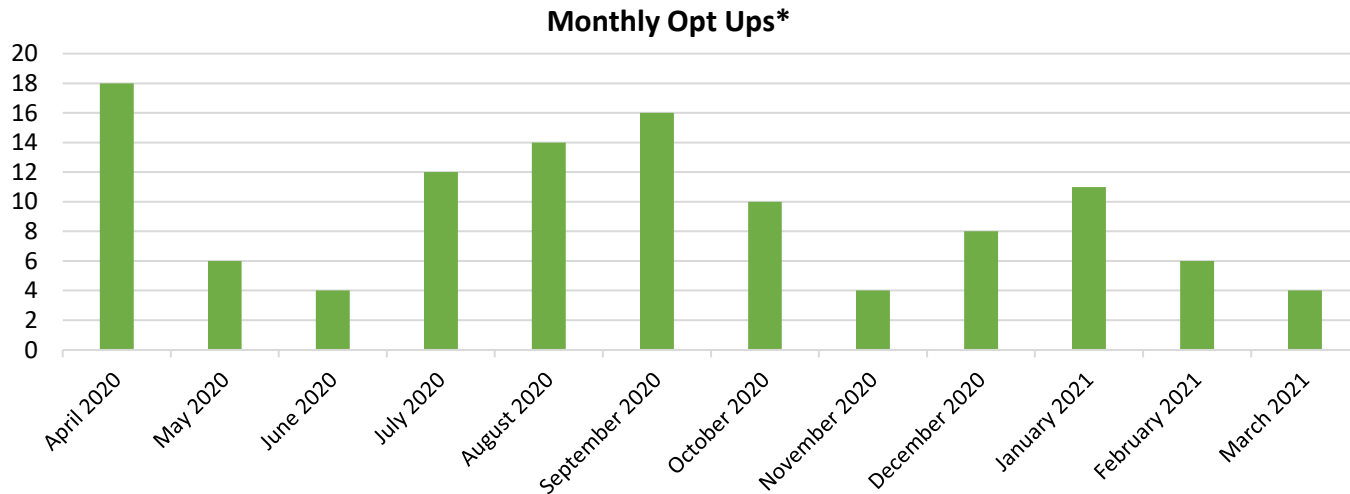
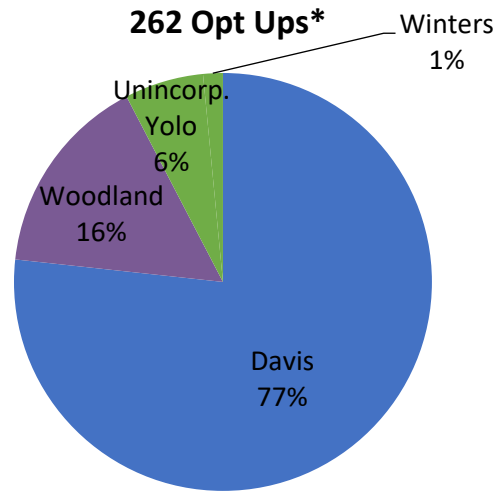
## Monthly Opt Outs



Status Date: 3/17/21



# Item 6 - Enrollment Update



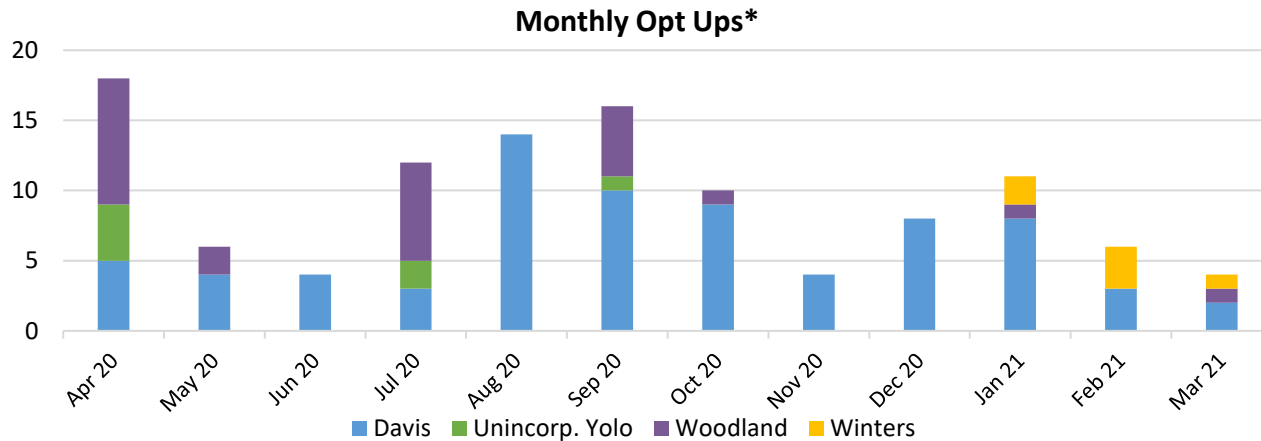
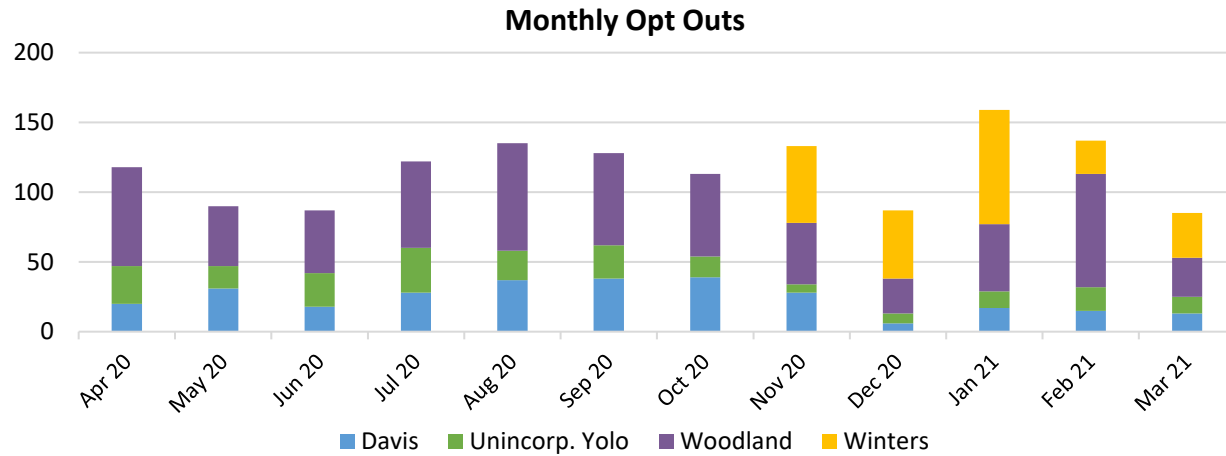
\* The numbers in the pie chart represent opt ups for customers who are currently enrolled. The numbers in the bar graph represent opt up actions taken regardless of current enrollment status.

Status Date: 3/17/21



**VALLEY**  
CLEAN ENERGY

# Item 6 - Enrollment Update

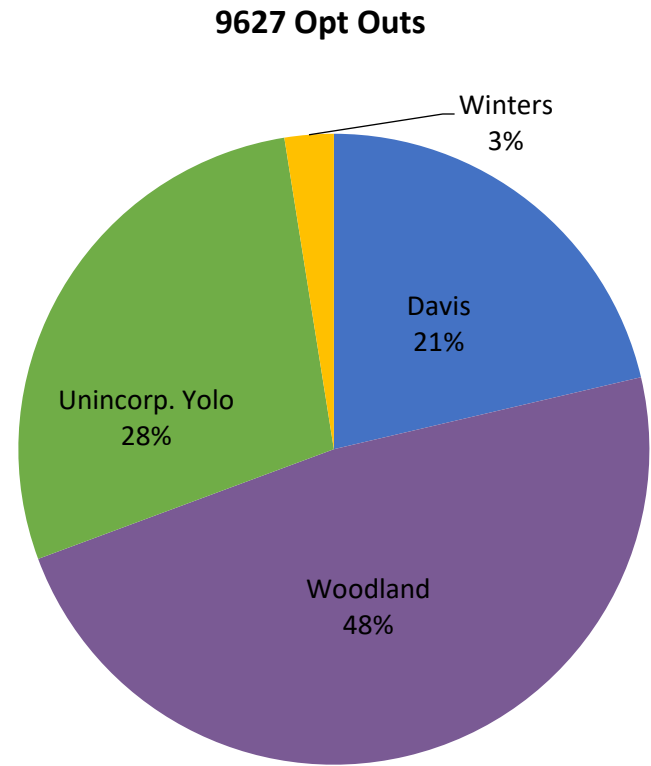
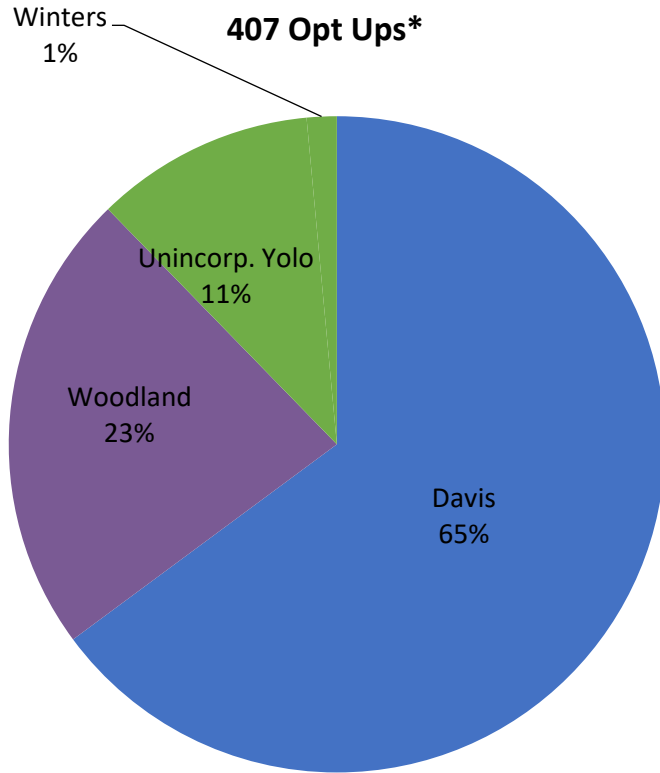


\* These numbers represent all opt up actions ever taken regardless of current customer enrollment status.

Status Date: 3/17/21



# Item 6 - Enrollment Update



\* These numbers represent all opt up actions ever taken regardless of current customer enrollment status.

Status Date: 3/17/21

