

**VALLEY CLEAN ENERGY ALLIANCE
COMMUNITY ADVISORY COMMITTEE**

Staff Report – Item 6

TO: Community Advisory Committee
FROM: Rebecca Boyles, Director of Marketing & Customer Care
SUBJECT: Customer Enrollment Update (Information)
DATE: December 16, 2021

RECOMMENDATION

Receive the Customer Enrollment update as of December 8, 2021.

Attachment:

1. December 8, 2021 Customer Enrollment update

Item 6 - Enrollment Update

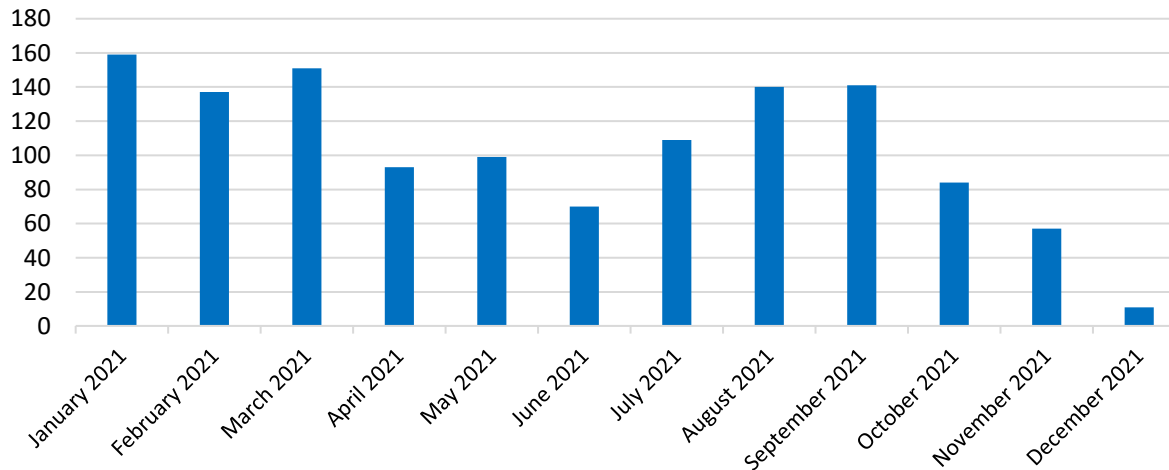
	Davis	Woodland	Winters	Yolo Co	Total	Residential	Commercial	Industrial	Ag	NEM	Non-NEM
VCEA customers	28,091	20,680	2,535	10,792	62,098	54,023	6,097	7	1,883	10,649	51,449
Eligible customers	29,377	23,719	2,831	12,354	68,281	59,303	6,709	7	2,158	11,765	56,516
Participation Rate	96%	87%	90%	87%	91%	91%	91%	100%	87%	91%	91%

There are currently 27 Winters customers not included in this table. NEM will enroll throughout 2021.

% of Load Opted Out

Residential	Commercial	Industrial	Ag	Total
10%	9%	0%	13%	10%

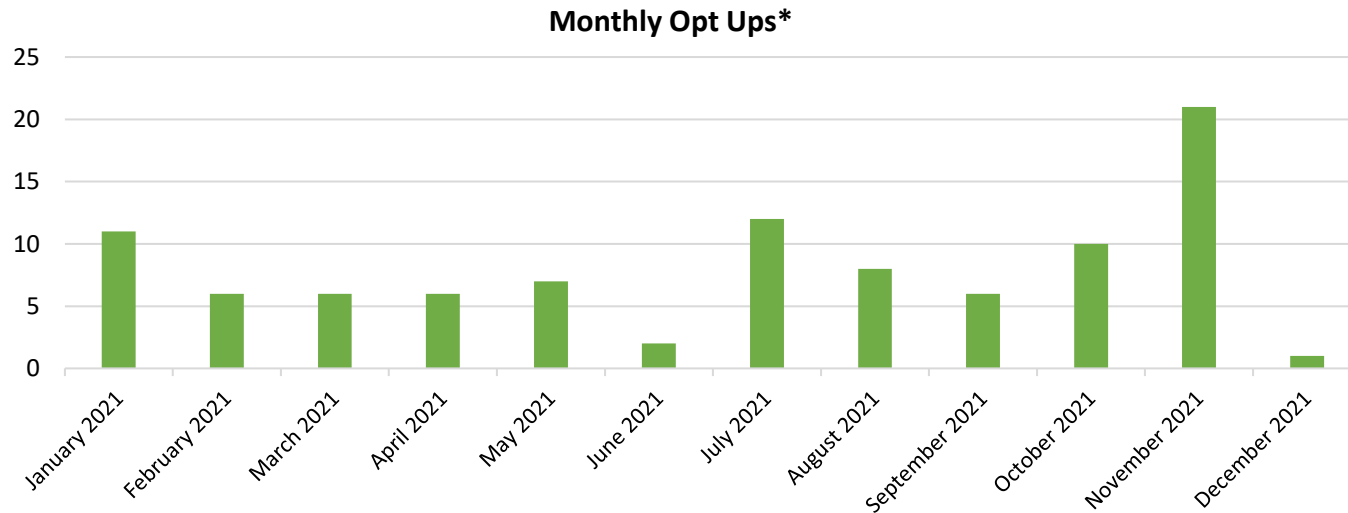
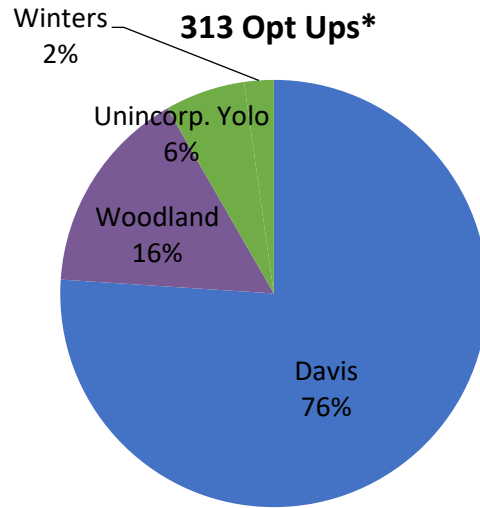
Monthly Opt Outs



Status Date: 12/08/21



Item 6 - Enrollment Update



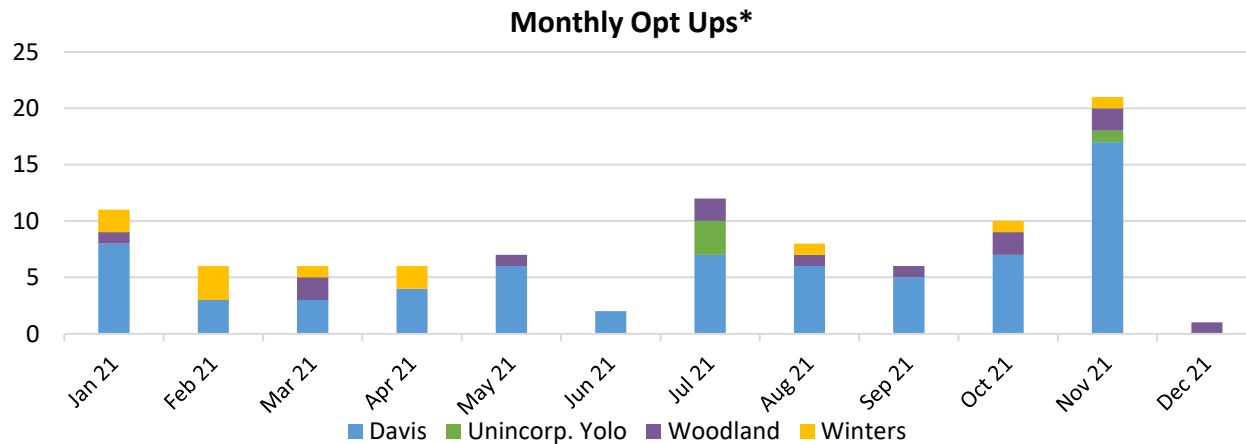
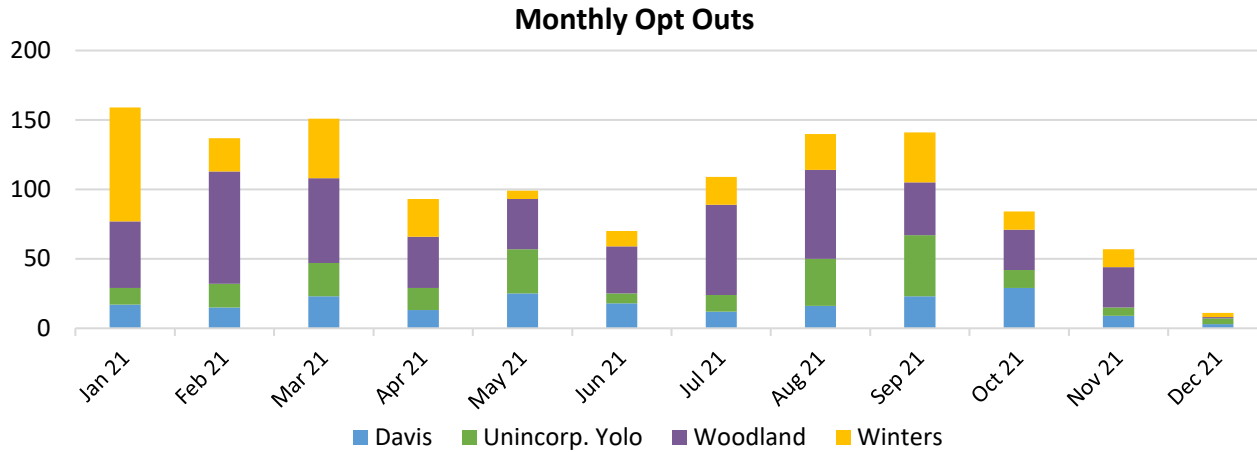
* The numbers in the pie chart represent opt ups for customers who are currently enrolled. The numbers in the bar graph represent opt up actions taken regardless of current enrollment status.

Status Date: 12/08/21



VALLEY
CLEAN ENERGY

Item 6 - Enrollment Update

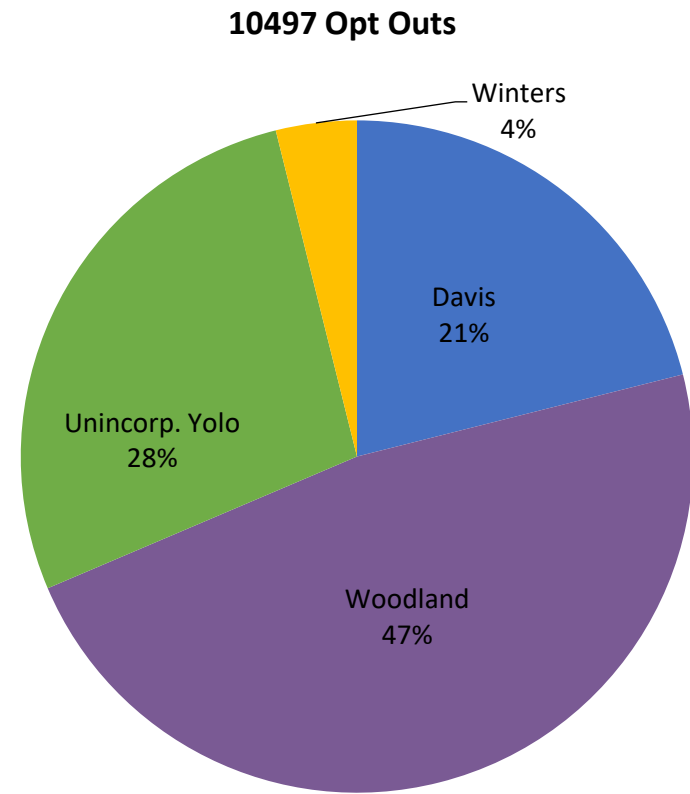
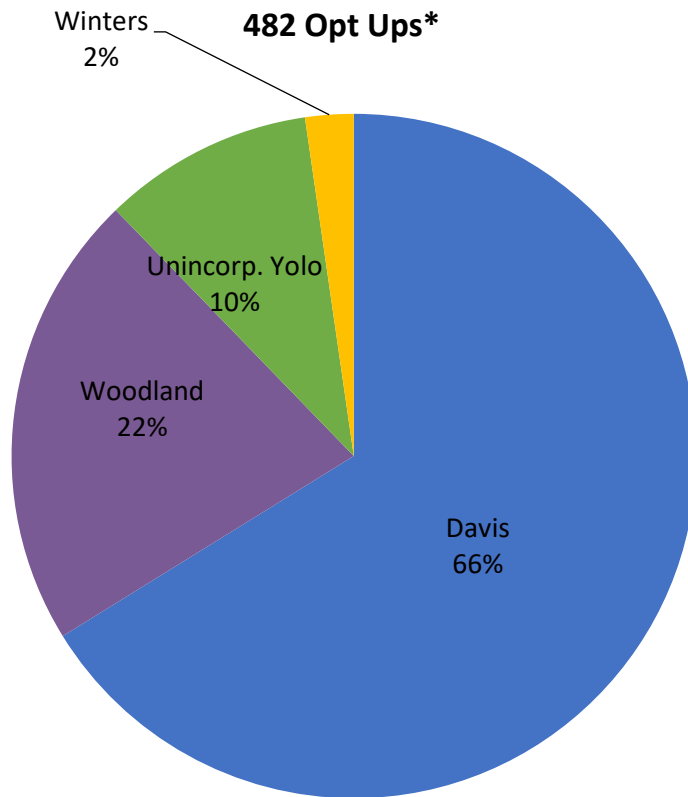


* These numbers represent all opt up actions ever taken regardless of current customer enrollment status.

Status Date: 12/08/21



Item 6 - Enrollment Update



* These numbers represent all opt up actions ever taken regardless of current customer enrollment status.

Status Date: 12/08/21

