

**VALLEY CLEAN ENERGY ALLIANCE
COMMUNITY ADVISORY COMMITTEE**

Staff Report – Item 6

TO: Community Advisory Committee
FROM: Rebecca Boyles, Director of Marketing & Customer Care
SUBJECT: Customer Enrollment Update (Information)
DATE: October 23, 2021

RECOMMENDATION

Receive the Customer Enrollment update as of October 20, 2021.

Attachment:

1. October 20, 2021 Customer Enrollment update

Item 6 - Enrollment Update

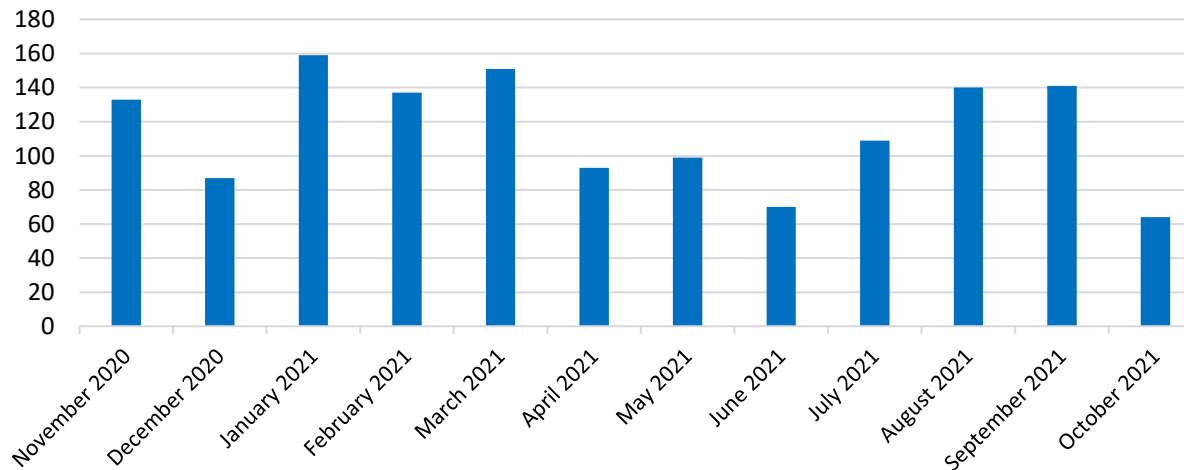
	Davis	Woodland	Winters	Yolo Co	Total	Residential	Commercial	Industrial	Ag	NEM	Non-NEM
VCEA customers	27,635	20,551	2,455	10,738	61,379	53,352	6,057	7	1,875	10,411	50,968
Eligible customers	28,889	23,604	2,744	12,285	67,522	58,606	6,664	7	2,141	11,468	56,054
Participation Rate	96%	87%	89%	87%	91%	91%	91%	100%	88%	91%	91%

There are currently 70 Winters customers not included in this table. NEM will enroll throughout 2021.

% of Load Opted Out

Residential	Commercial	Industrial	Ag	Total
10%	9%	0%	12%	10%

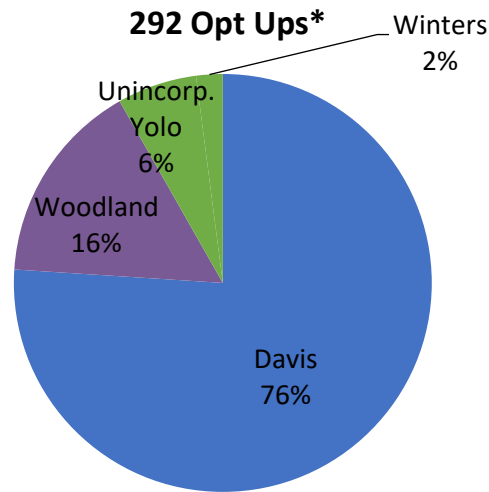
Monthly Opt Outs



Status Date: 10/20/21



Item 6 - Enrollment Update



Monthly Opt Ups*



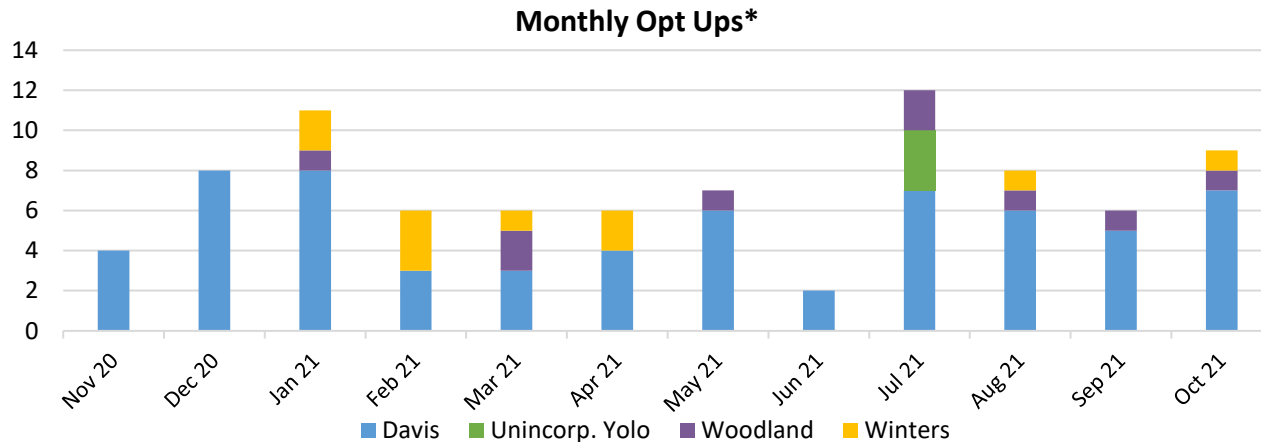
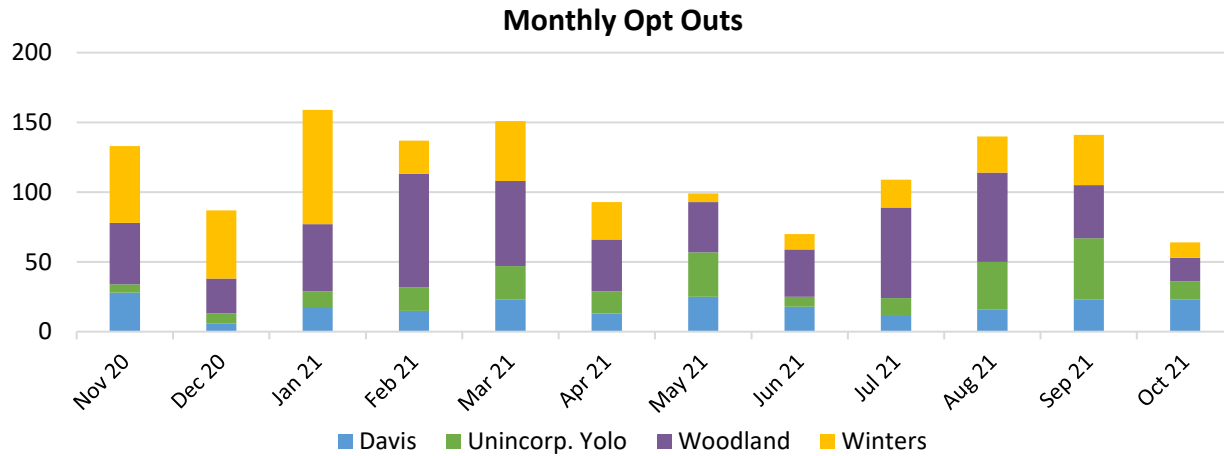
* The numbers in the pie chart represent opt ups for customers who are currently enrolled. The numbers in the bar graph represent opt up actions taken regardless of current enrollment status.

Status Date: 10/20/21



VALLEY
CLEAN ENERGY

Item 6 - Enrollment Update

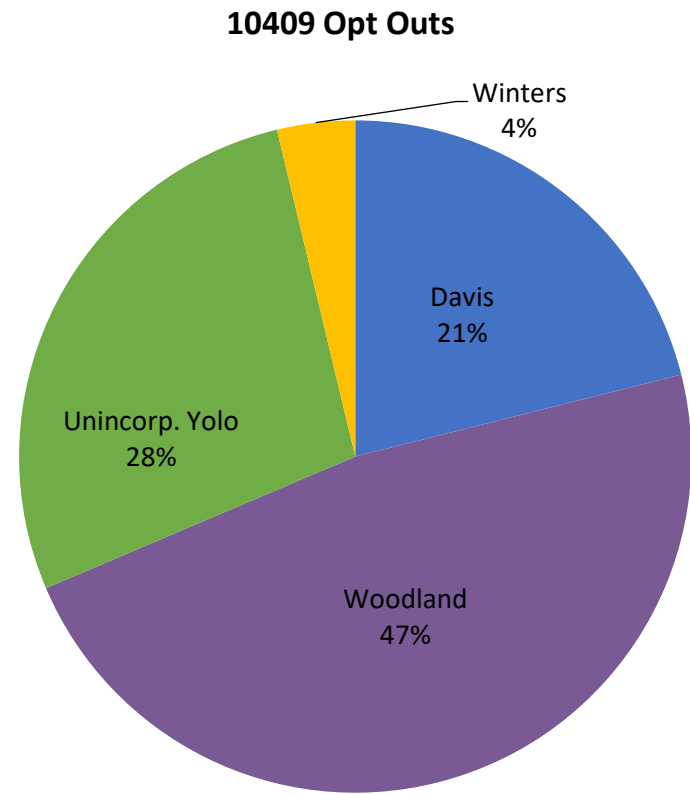
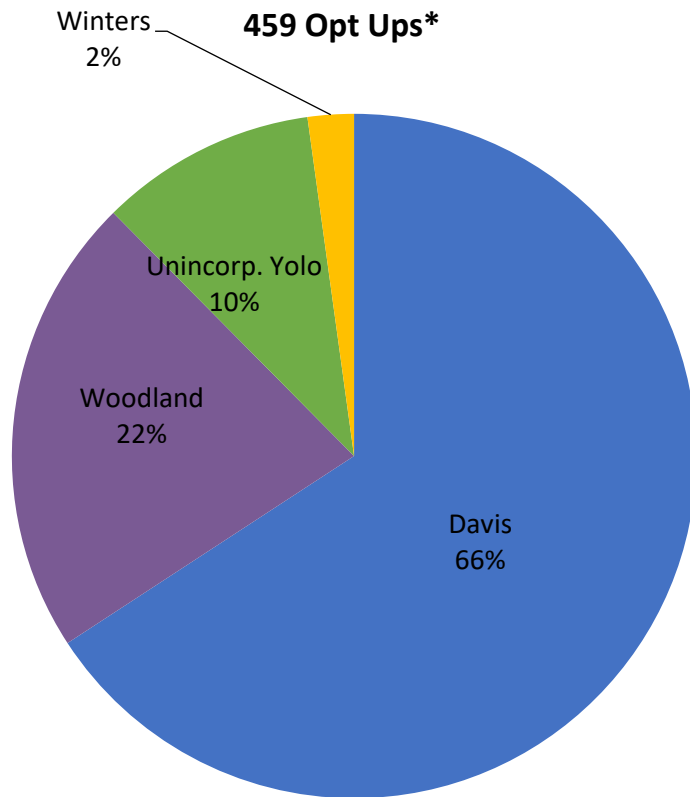


* These numbers represent all opt up actions ever taken regardless of current customer enrollment status.

Status Date: 10/20/21



Item 6 - Enrollment Update



* These numbers represent all opt up actions ever taken regardless of current customer enrollment status.

Status Date: 10/20/21

