

# VALLEY CLEAN ENERGY ALLIANCE

## Staff Report – Item 6

---

**TO:** VCEA Community Advisory Committee  
**FROM:** Mitch Sears, Interim General Manager, VCEA  
**SUBJECT:** Customer Enrollment Update (Information)  
**DATE:** July 23, 2020

---

### RECOMMENDATION

Receive the Customer Enrollment update as of July 14, 2020.

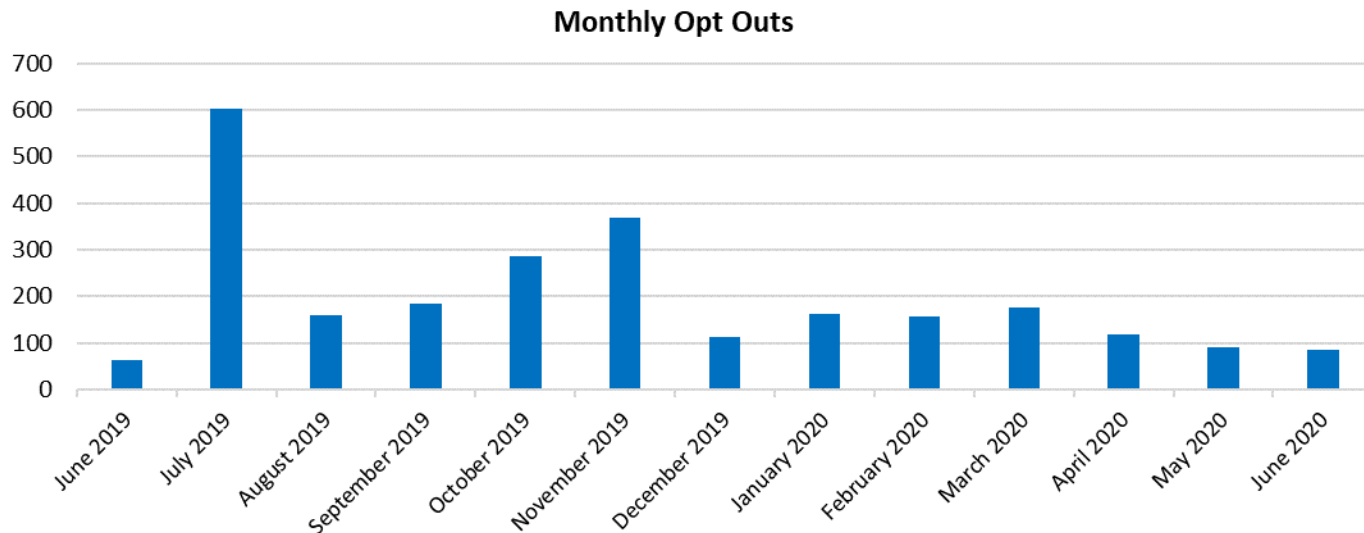
### Attachment:

1. July 14, 2020 Customer Enrollment update

# Customer Enrollment Update

|                           | Davis  | Woodland | Yolo Co | Total  | Ag    | Commercial | Industrial | Residential |
|---------------------------|--------|----------|---------|--------|-------|------------|------------|-------------|
| <b>VCEA customers</b>     | 26,736 | 19,785   | 10,370  | 56,891 | 1,839 | 5,817      | 5          | 49,230      |
| <b>Eligible customers</b> | 28,494 | 22,829   | 12,019  | 63,342 | 2,146 | 6,482      | 6          | 54,708      |
| <b>Participation Rate</b> | 94%    | 87%      | 86%     | 90%    | 86%   | 90%        | 83%        | 90%         |

- There are currently 2,558 NEM customers not included in this table. They will enroll throughout the remainder of 2020.

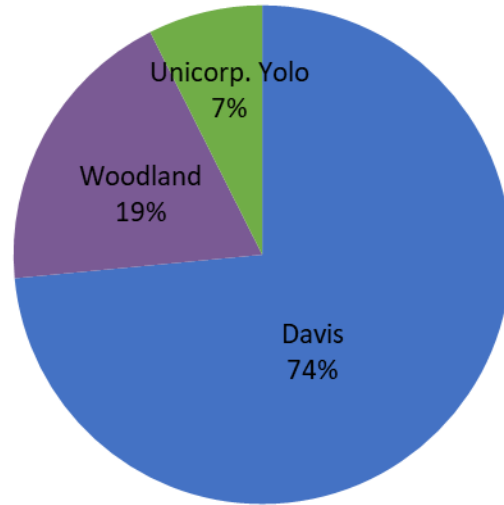


Status Date: 7/14/20

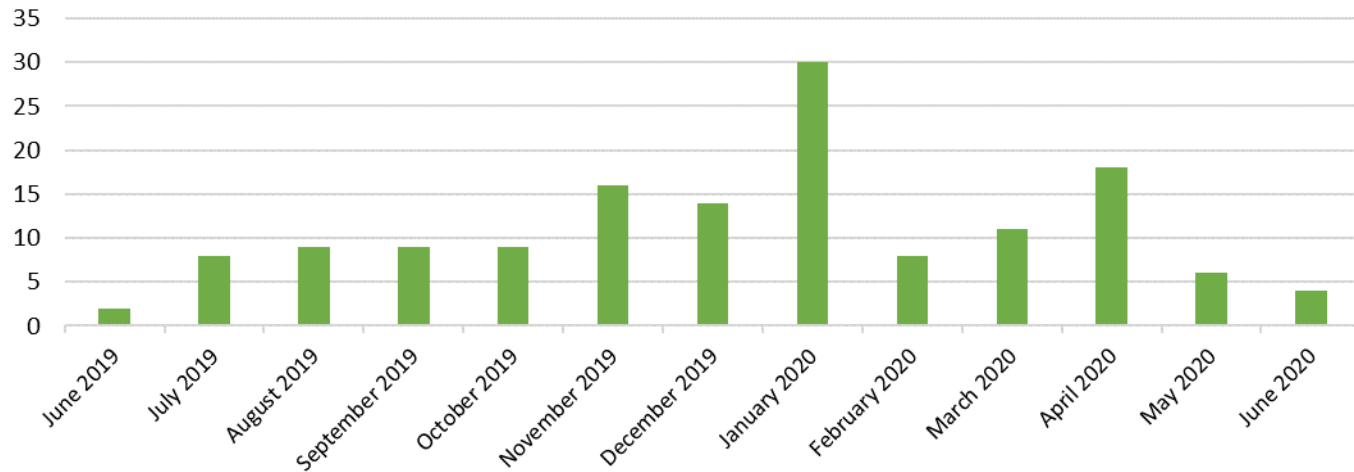


# Customer Enrollment Update

## 215 Opt Ups



## Monthly Opt Ups



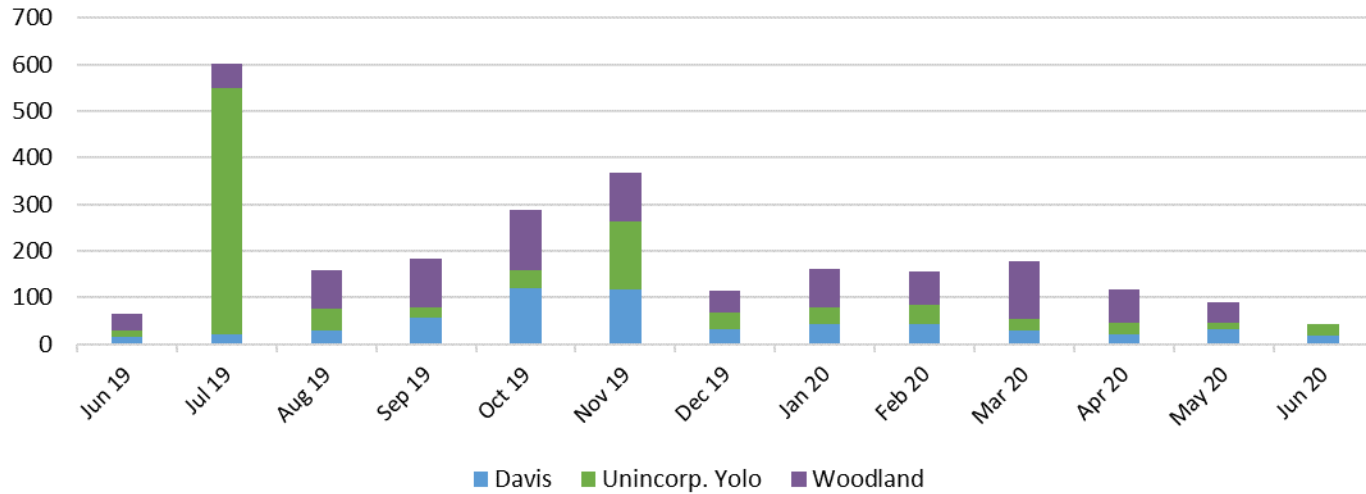
Status Date: 7/14/20



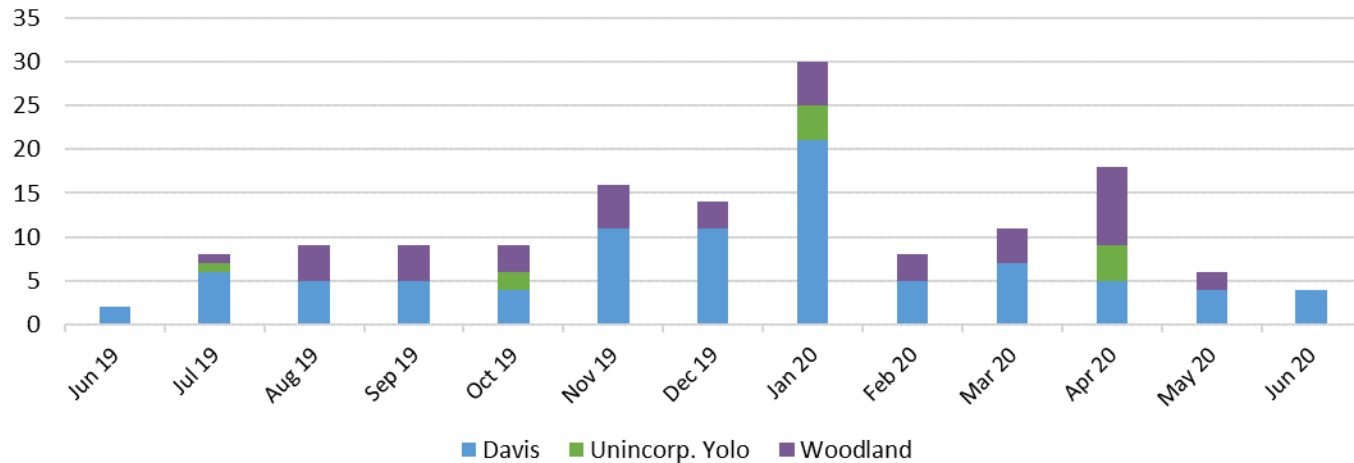
**VALLEY**  
CLEAN ENERGY

# Customer Enrollment Update

## Monthly Opt Outs



## Monthly Opt Ups



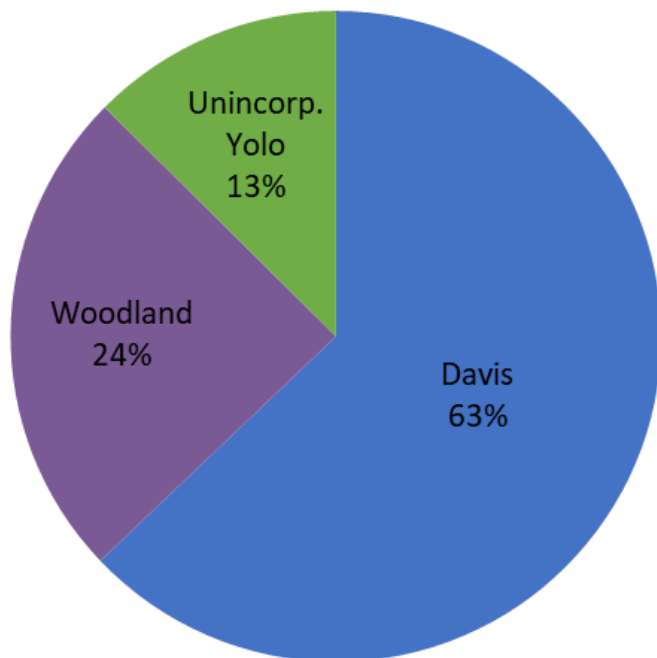
Status Date: 7/14/20



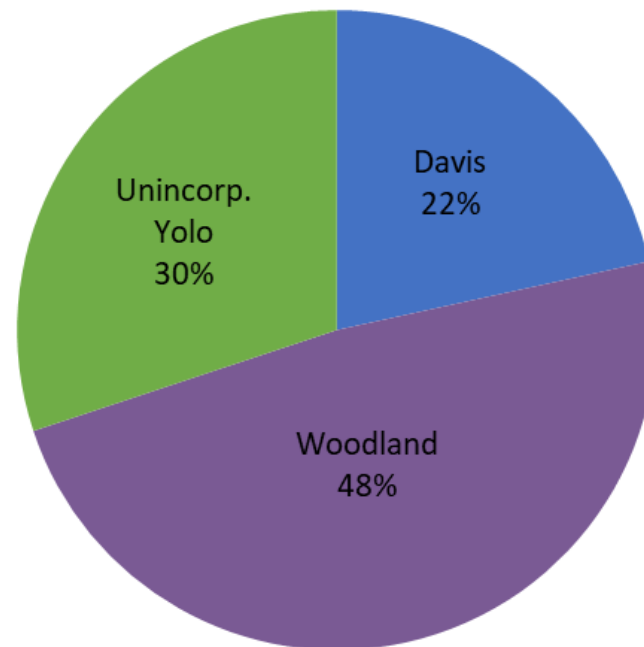
**VALLEY**  
CLEAN ENERGY

# Customer Enrollment Update

326 Opt Ups



8576 Opt Outs



Status Date: 7/14/20

