

**VALLEY CLEAN ENERGY ALLIANCE**

**Staff Report – Item 11**

---

**TO:** Board of Directors  
**FROM:** Rebecca Boyles, Director of Customer Care & Marketing  
**SUBJECT:** Quarterly Customer Enrollment Update (Information)  
**DATE:** July 14, 2022

---

**RECOMMENDATION**

Receive and review the attached quarterly Customer Enrollment update as of July 1, 2022.

# Item 11 - Enrollment Update

	Davis	Woodland	Winters	Yolo Co	Total	Residential	Commercial	Industrial	Ag	NEM	Non-NEM
<b>VCEA customers</b>	27,758	20,475	2,522	10,757	61,512	61,467	43	0	2	11,284	50,228
<b>Eligible customers</b>	29,096	23,563	2,864	12,338	67,861	67,611	110	0	140	12,543	55,318
<b>Participation Rate</b>	95%	87%	88%	87%	91%	91%	39%	0%	1%	90%	91%

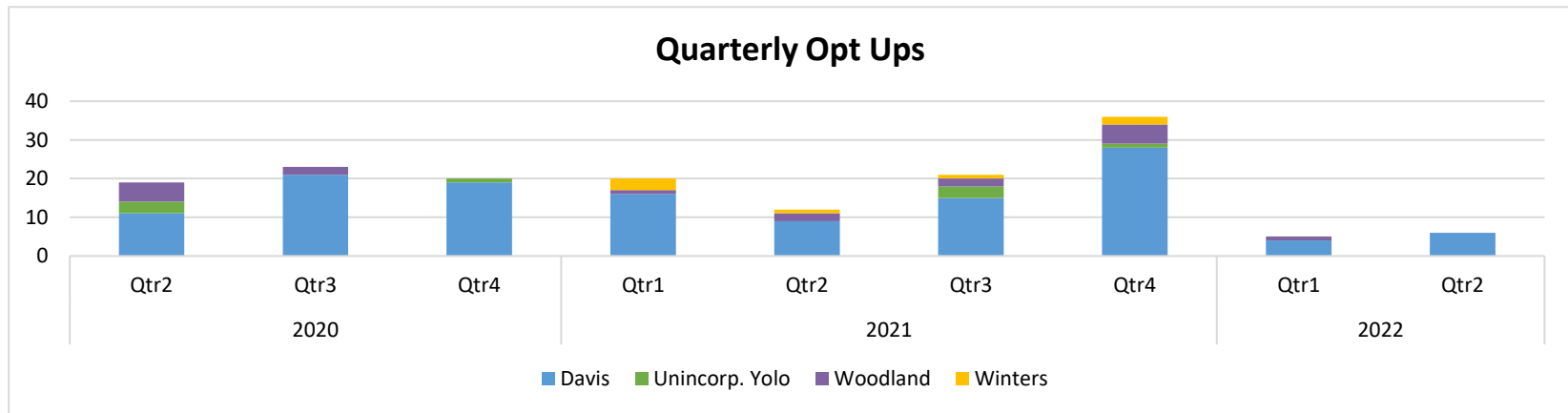
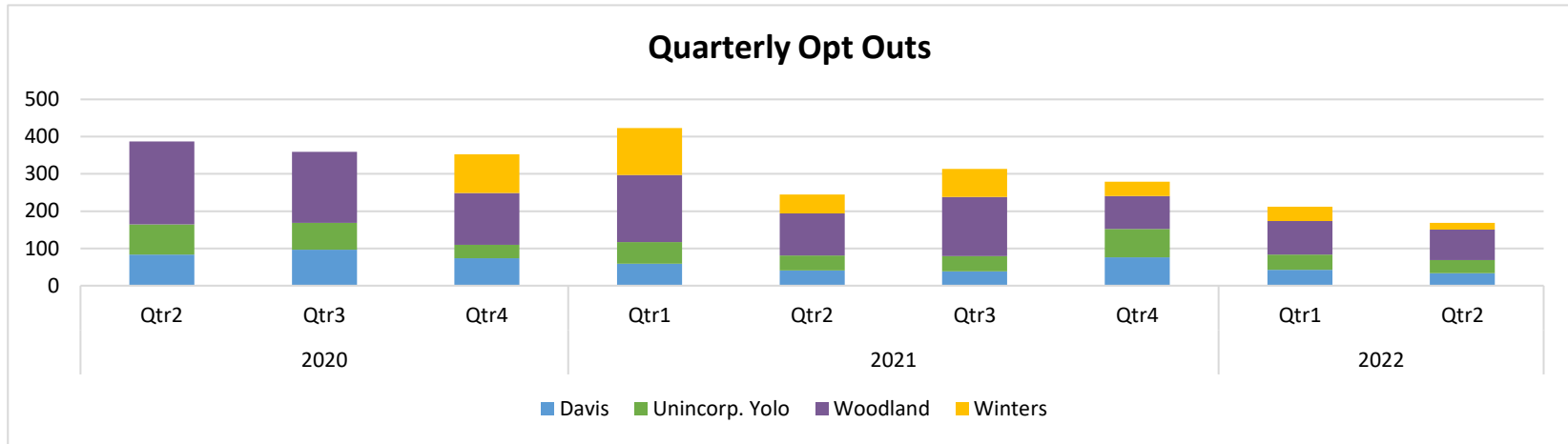
## % of Load Opted Out

Residential	Commercial	Industrial	Ag	Total
10%	1%	0%	7%	9%

Davis	Woodland	Winters	Yolo Co	Total
4%	13%	12%	13%	9%



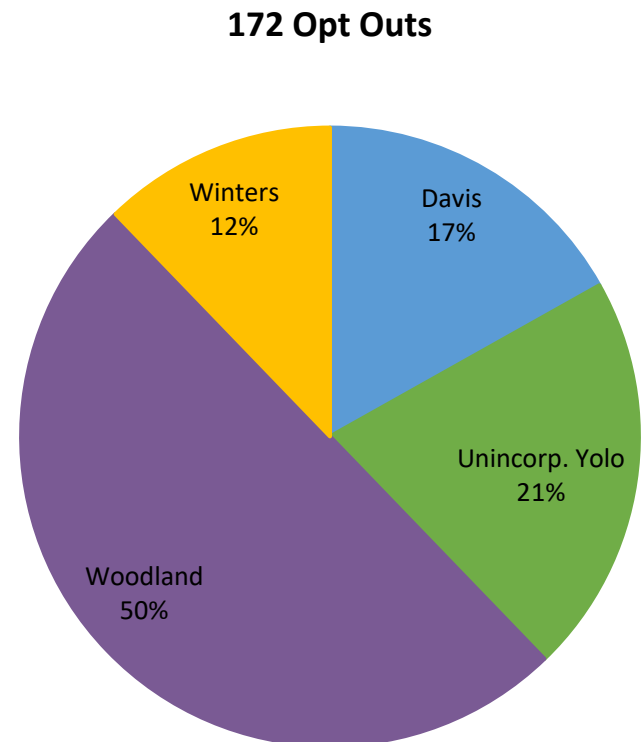
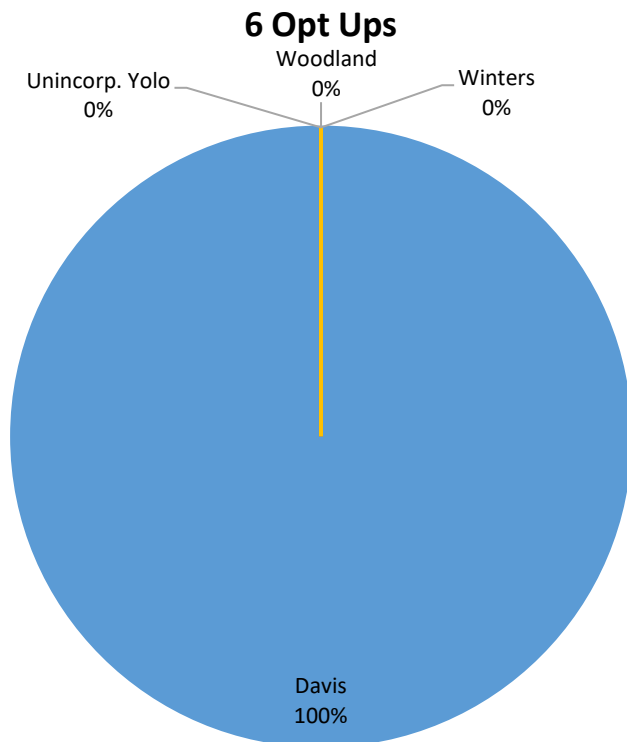
# Item 11 - Enrollment Update



Status Date: 07/01/22



# Item 11 - Enrollment Update



These pie charts are based on total opt-ups and opt-outs for the 2<sup>nd</sup> quarter. The percentages in the charts are the percentages of those opt-ups and opt-outs by TOT.

Status Date: 07/01/22

