

**VALLEY CLEAN ENERGY ALLIANCE**

**Staff Report – Item 10**

---

**TO:** Board of Directors  
**FROM:** Rebecca Boyles, Director of Customer Care & Marketing  
**SUBJECT:** Quarterly Customer Participation Update (Information)  
**DATE:** July 13, 2023

---

**RECOMMENDATION**

Receive and review the attached quarterly Customer Participation update reflecting the time period through June 30, 2023.

# Item 10 – Customer Participation Update

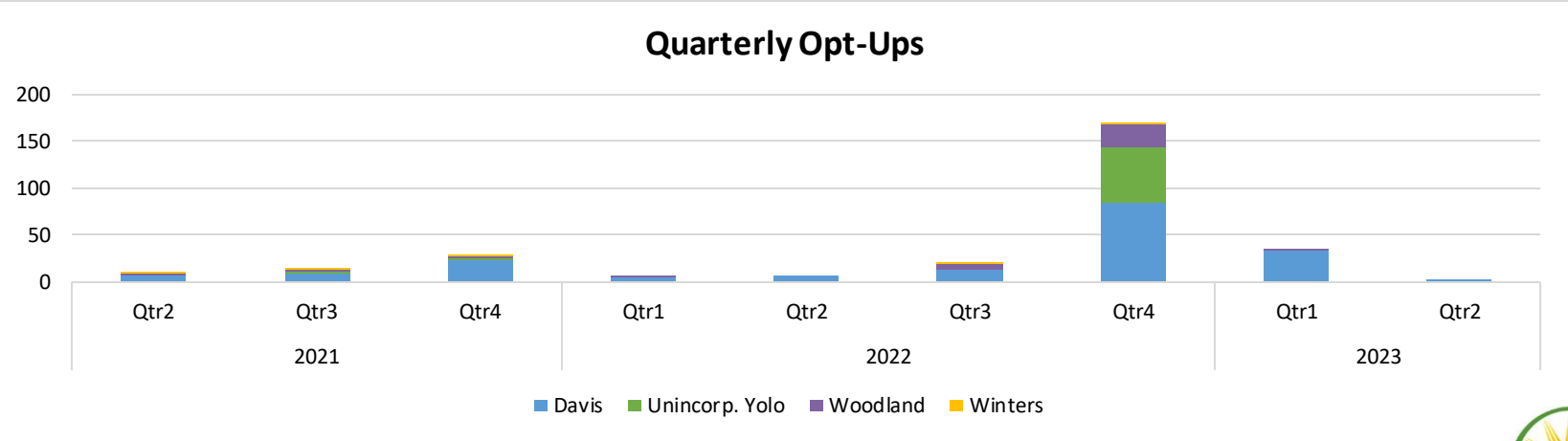
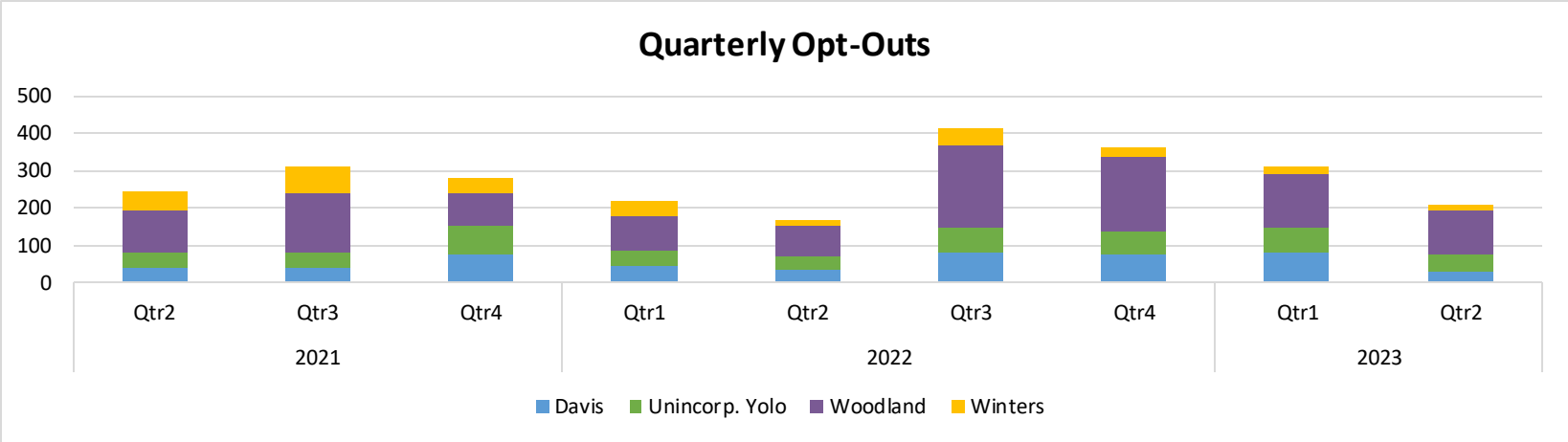
	Davis	Woodland	Winters	Yolo Co	Total	Residential	Commercial	Industrial	Ag	NEM	Non-NEM
VCEA customers	27,685	20,009	2,498	10,708	60,900	53,065	5,922	7	1,906	12,201	48,699
Eligible customers	29,114	23,364	2,906	12,364	67,748	58,950	6,614	7	2,177	13,762	53,986
Participation Rate	95%	86%	86%	87%	90%	90%	90%	100%	88%	89%	90%

## % of Load Opted Out

	Davis	Woodland	Winters	Yolo Co	Total	Residential	Commercial	Industrial	Ag	Total
% of Load Opted Out	5%	14%	14%	13%	10%	10%	10%	0%	12%	10%
% of Load Opted Up	1%	0%	0%	1%	1%	1%	3%	0%	0%	1%



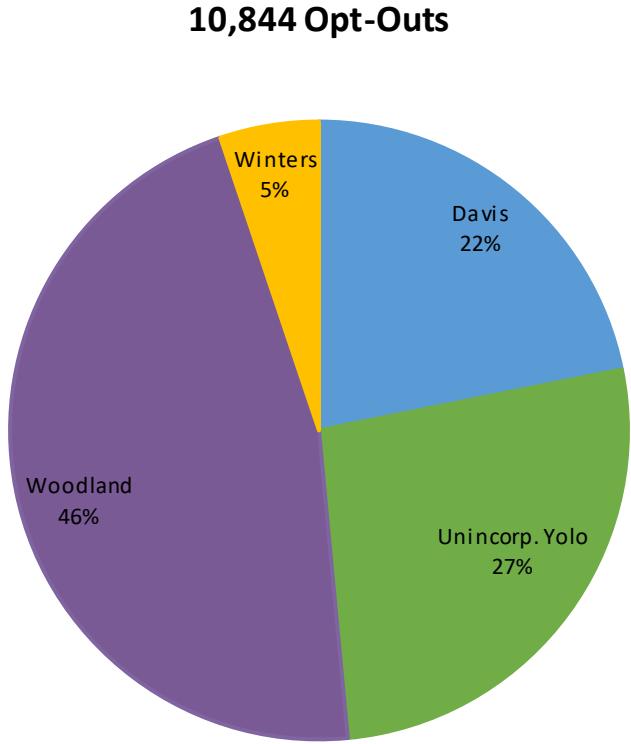
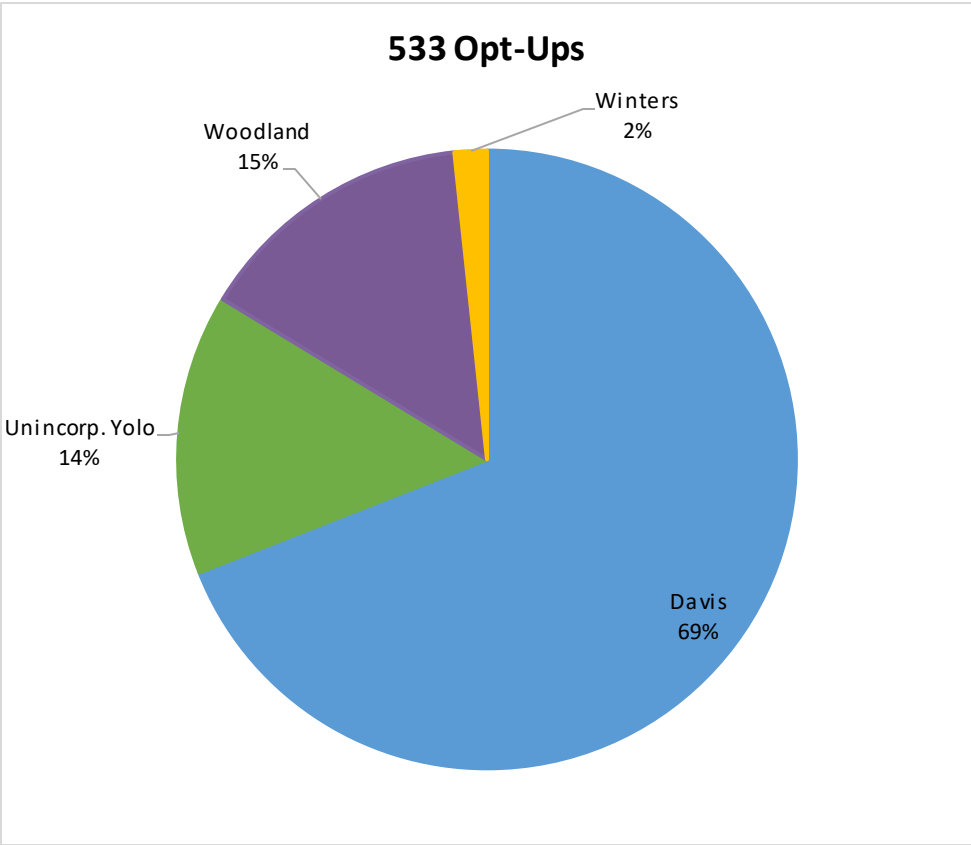
# Item 10 – Customer Participation Update



Status Date: 7/03/23



# Item 10 – Customer Participation Update



These pie charts are based on total opt-ups and opt-outs since launch. The percentages in the charts are the percentages of those opt-ups and opt-outs by TOT (town or territory).

Status Date: 7/03/23

