

VALLEY CLEAN ENERGY ALLIANCE

Staff Report – Item 10

TO: Board of Directors
FROM: Rebecca Boyles, Director of Customer Care & Marketing
SUBJECT: Quarterly Customer Participation Update (Information)
DATE: April 11, 2024

RECOMMENDATION

Receive and review the attached quarterly Customer Participation update reflecting the time period of January 1, 2024 through March 31, 2024 (Quarter 1 2024).

Attachment: Quarterly Report - Customer Participation update

Item 10 – Customer Participation Update

	Davis	Woodland	Winters	Yolo Co	Total	Residential	Commercial	Industrial	Ag	NEM	Non-NEM
VCEA customers	28,174	20,374	2,565	10,837	61,950	54,026	5,997	9	1,918	13,645	48,305
Eligible customers	29,664	23,990	3,011	12,516	69,181	60,293	6,708	9	2,171	15,437	53,744
Participation Rate	95%	85%	85%	87%	90%	90%	89%	100%	88%	88%	90%

% of Load Opted Out

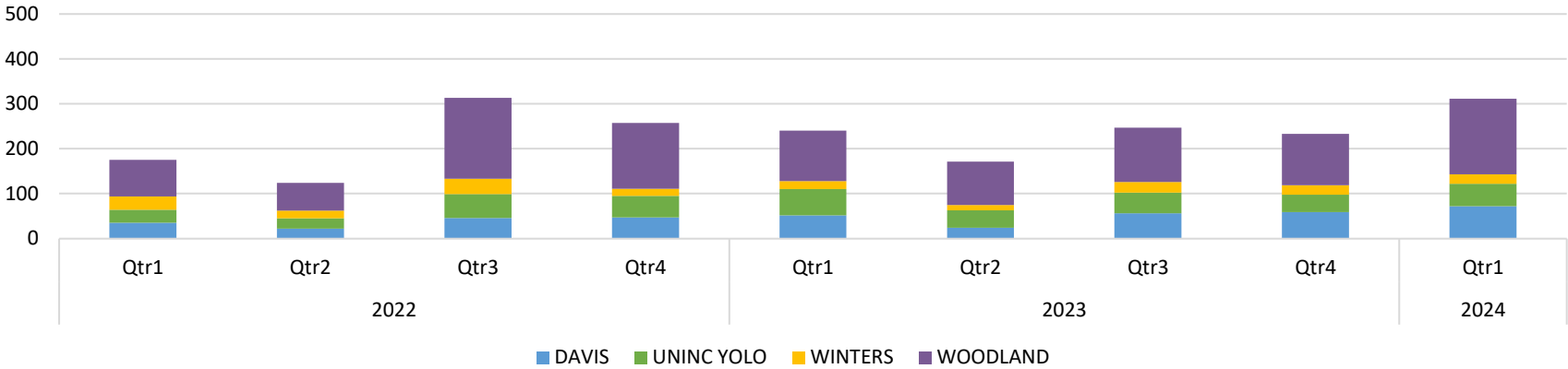
	Davis	Woodland	Winters	Yolo Co	Total	Residential	Commercial	Industrial	Ag	Total
% of Load Opted Out	8%	11%	13%	11%	10%	10%	11%	0%	12%	10%
% of Load Opted Up	3%	1%	0%	1%	1%	1%	3%	0%	0%	1%

Status Date: 04/01/24

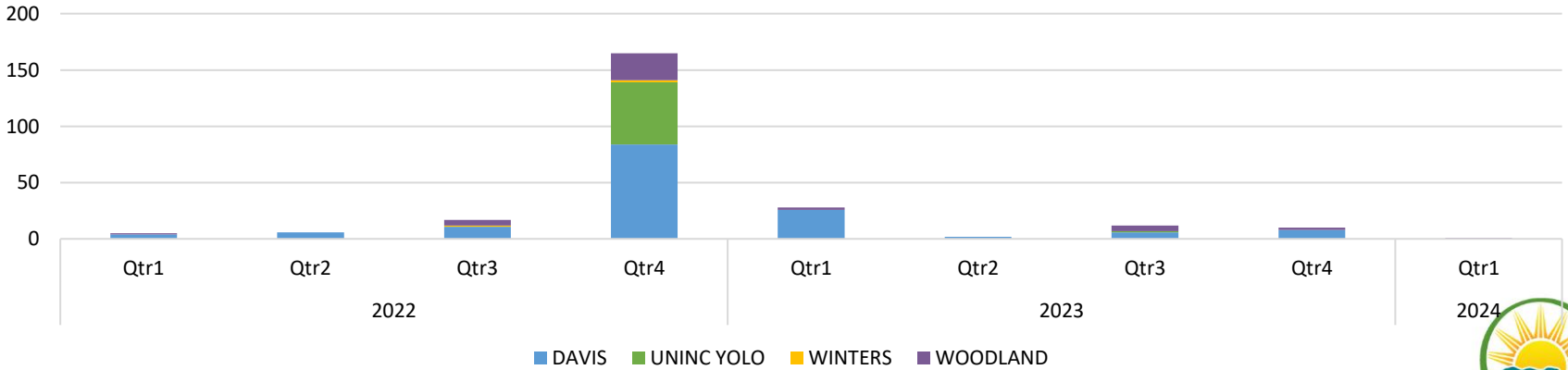


Item 10 – Customer Participation Update

Quarterly Opt-Outs



Quarterly Opt-Ups

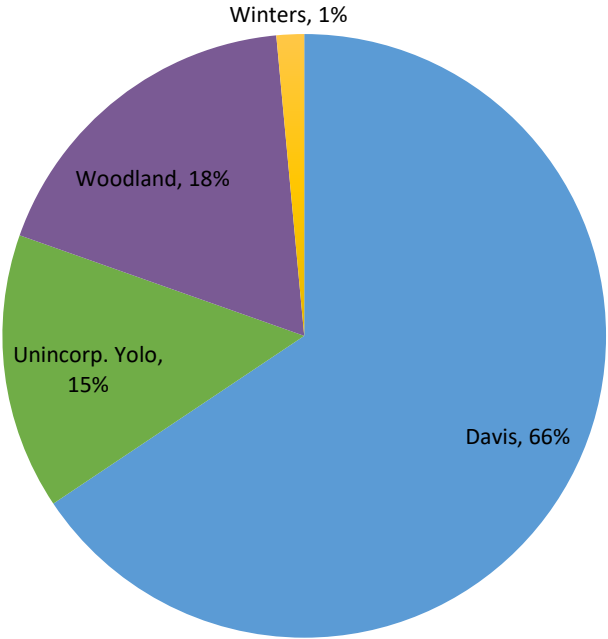


Status Date: 04/01/24

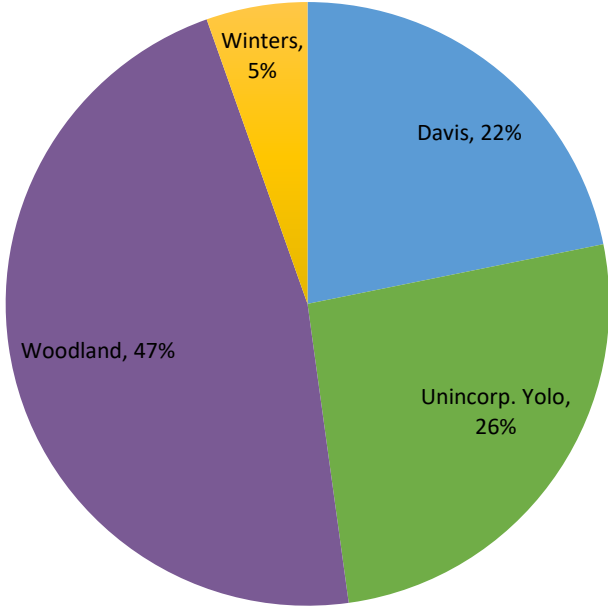


Item 10 – Customer Participation Update

541 Opt-Ups



11,694 Opt-Outs



These pie charts are based on total opt-ups and opt-outs since launch. The percentages in the charts are the percentages of those opt-ups and opt-outs by TOT (town or territory).

Status Date: 04/01/24

