

VALLEY CLEAN ENERGY ALLIANCE

Staff Report – Item 10

TO: Board of Directors
FROM: Rebecca Boyles, Director of Customer Care & Marketing
SUBJECT: Quarterly Customer Participation Update (Information)
DATE: October 13, 2022

RECOMMENDATION

Receive and review the attached quarterly Customer Participation update reflecting the time period through September 30, 2022.

Item 10 - Customer Participation Update

	Davis	Woodland	Winters	Yolo Co	Total	Residential	Commercial	Industrial	Ag	NEM	Non-NEM
VCEA customers	27,770	20,207	2,469	10,596	61,042	53,186	5,949	7	1,900	11,498	49,544
Eligible customers	29,117	23,417	2,852	12,211	67,597	58,800	6,626	7	2,164	12,832	54,765
Participation Rate	95%	86%	87%	87%	90%	90%	90%	100%	88%	90%	90%

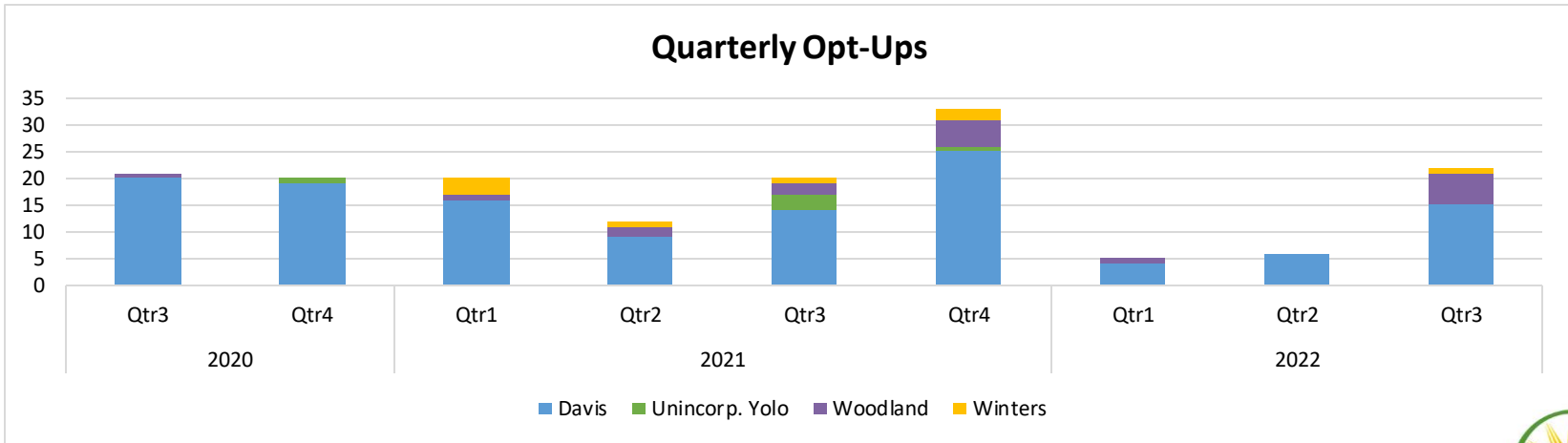
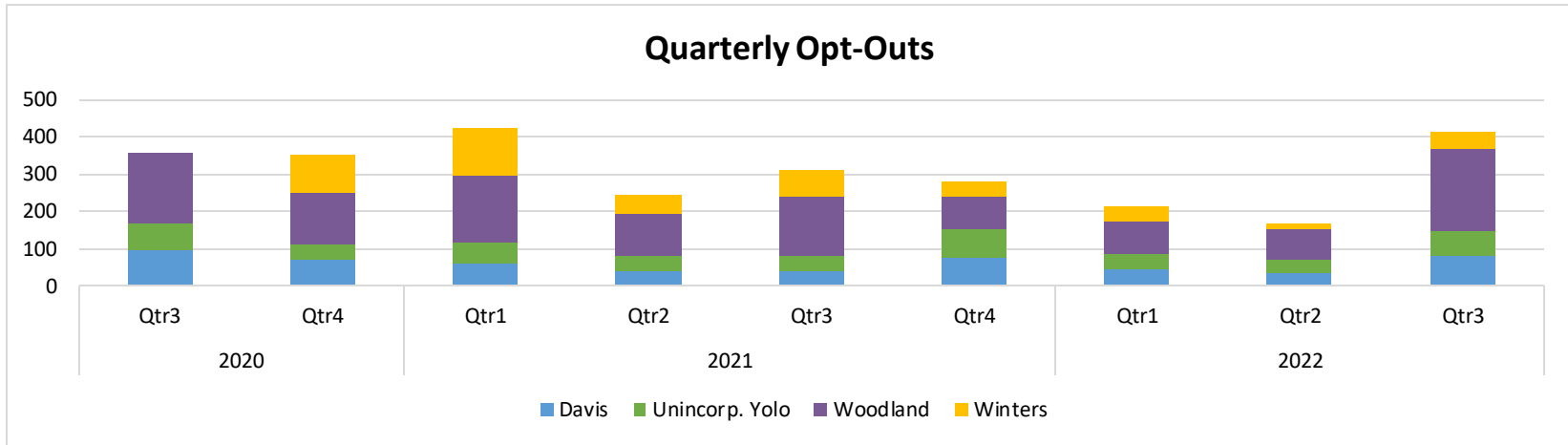
% of Load Opted Out

Davis	Woodland	Winters	Yolo Co	Total
5%	14%	13%	13%	10%

Residential	Commercial	Industrial	Ag	Total
10%	10%	0%	12%	10%



Item 10 - Customer Participation Update

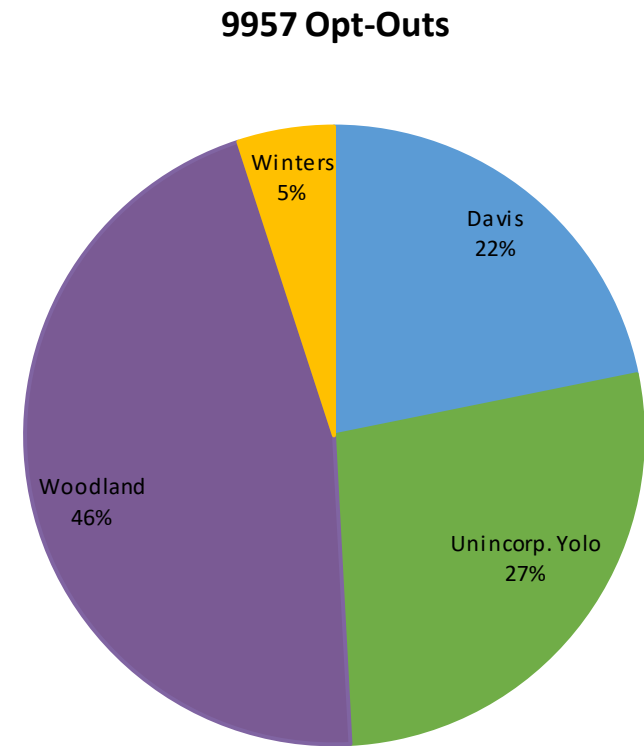
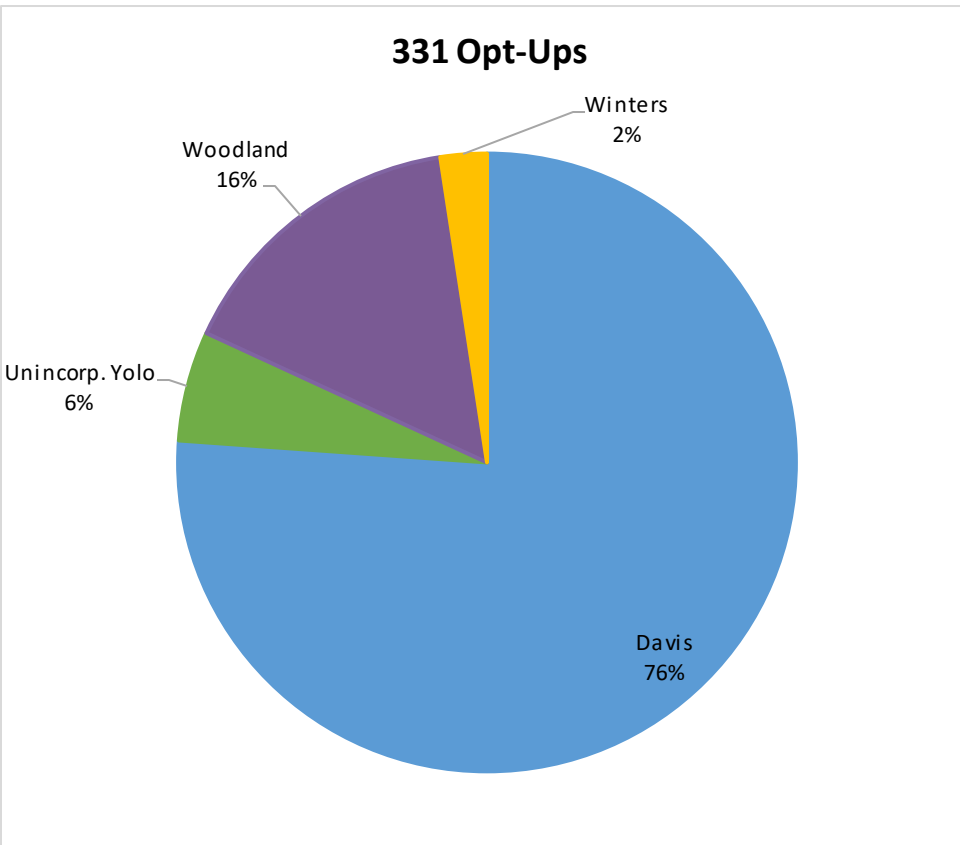


Status Date: 10/05/22



VALLEY
CLEAN ENERGY

Item 10 - Customer Participation Update



These pie charts are based on total opt-ups and opt-outs since launch. The percentages in the charts are the percentages of those opt-ups and opt-outs by TOT.

Status Date: 10/05/22

