

**VALLEY CLEAN ENERGY ALLIANCE**

**Staff Report – Item 10**

---

**TO:** Board of Directors  
**FROM:** Rebecca Boyles, Director of Customer Care & Marketing  
**SUBJECT:** Quarterly Customer Participation Update (Information)  
**DATE:** October 12, 2023

---

**RECOMMENDATION**

Receive and review the attached quarterly Customer Participation update reflecting the time period through September 30, 2023 (report dated 10/3/23).

Attachment: Quarterly Report - Customer Participation update

# Item 10 – Customer Participation Update

	Davis	Woodland	Winters	Yolo Co	Total	Residential	Commercial	Industrial	Ag	NEM	Non-NEM
<b>VCEA customers</b>	27,965	20,416	2,528	10,887	61,796	53,848	6,009	9	1,930	12,836	48,960
<b>Eligible customers</b>	29,391	23,894	2,957	12,566	68,808	59,890	6,716	9	2,193	14,478	54,330
<b>Participation Rate</b>	95%	85%	85%	87%	90%	90%	89%	100%	88%	89%	90%

## % of Load Opted Out

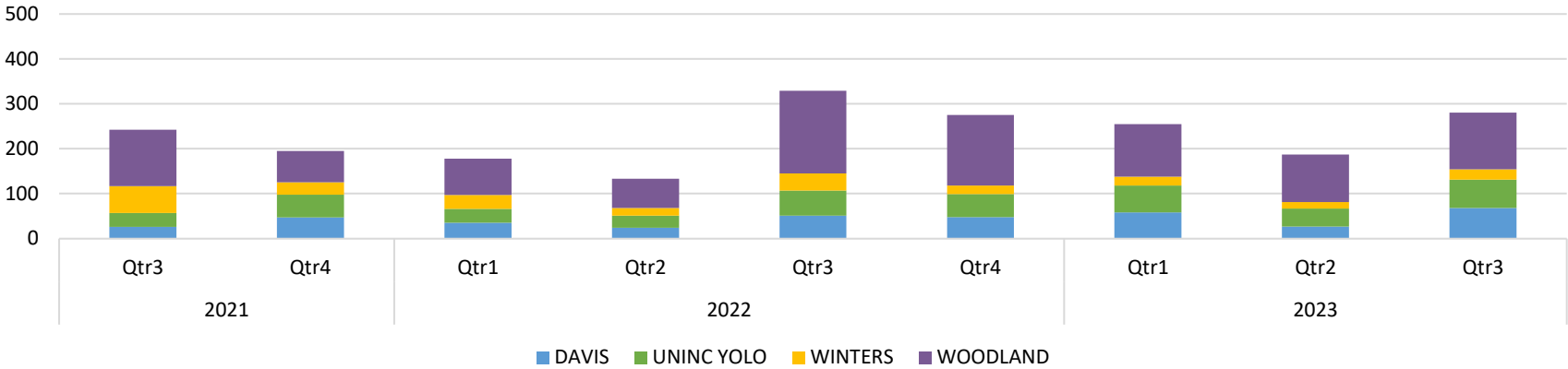
	Davis	Woodland	Winters	Yolo Co	Total	Residential	Commercial	Industrial	Ag	Total
<b>% of Load Opted Out</b>	7%	11%	13%	11%	10%	10%	11%	0%	12%	10%
<b>% of Load Opted Up</b>	3%	1%	0%	1%	1%	0%	3%	0%	0%	1%

Status Date: 10/03/23

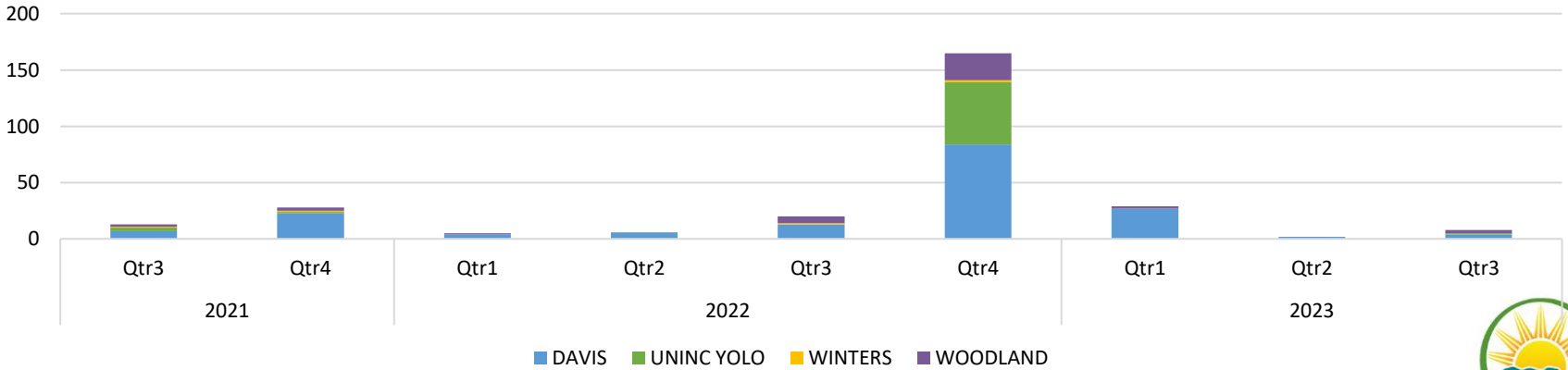


# Item 10 – Customer Participation Update

Quarterly Opt-Outs



Quarterly Opt-Ups

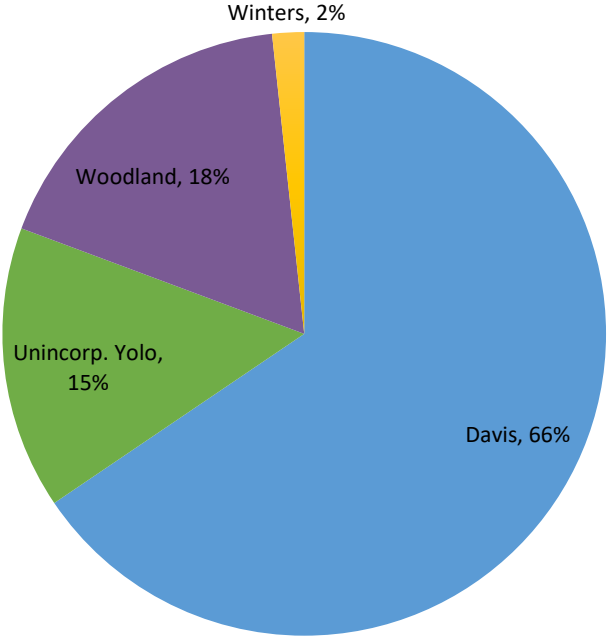


Status Date: 10/03/23

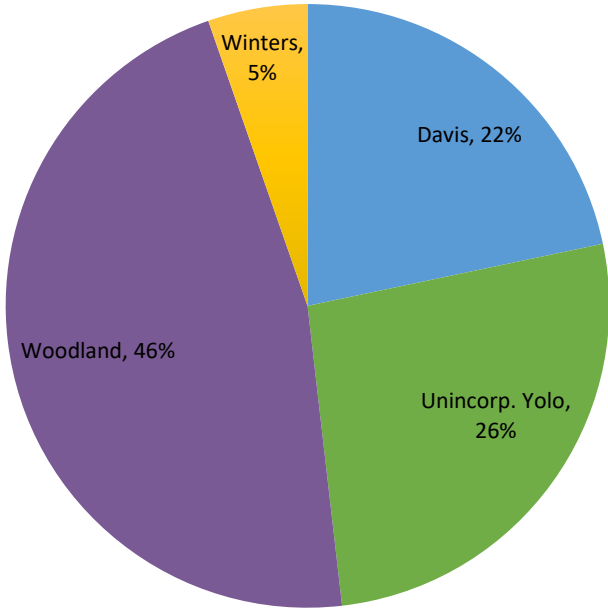


# Item 10 – Customer Participation Update

**528 Opt-Ups**



**11,156 Opt-Outs**



These pie charts are based on total opt-ups and opt-outs since launch. The percentages in the charts are the percentages of those opt-ups and opt-outs by TOT (town or territory).

Status Date: 10/03/23

