

VALLEY CLEAN ENERGY ALLIANCE

Staff Report – Item 10

TO: Board of Directors
FROM: Rebecca Boyles, Director of Customer Care & Marketing
SUBJECT: Quarterly Customer Participation Update (Information)
DATE: January 11, 2024

RECOMMENDATION

Receive and review the attached quarterly Customer Participation update reflecting the time period through December 31, 2023 (report dated 1/2/24).

Attachment: Quarterly Report - Customer Participation update

Item 10 – Customer Participation Update

	Davis	Woodland	Winters	Yolo Co	Total	Residential	Commercial	Industrial	Ag	NEM	Non-NEM
VCEA customers	28,196	20,423	2,542	10,871	62,032	54,103	5,999	9	1,921	13,205	48,827
Eligible customers	29,645	23,948	2,971	12,554	69,118	60,220	6,710	9	2,179	14,909	54,209
Participation Rate	95%	85%	86%	87%	90%	90%	89%	100%	88%	89%	90%

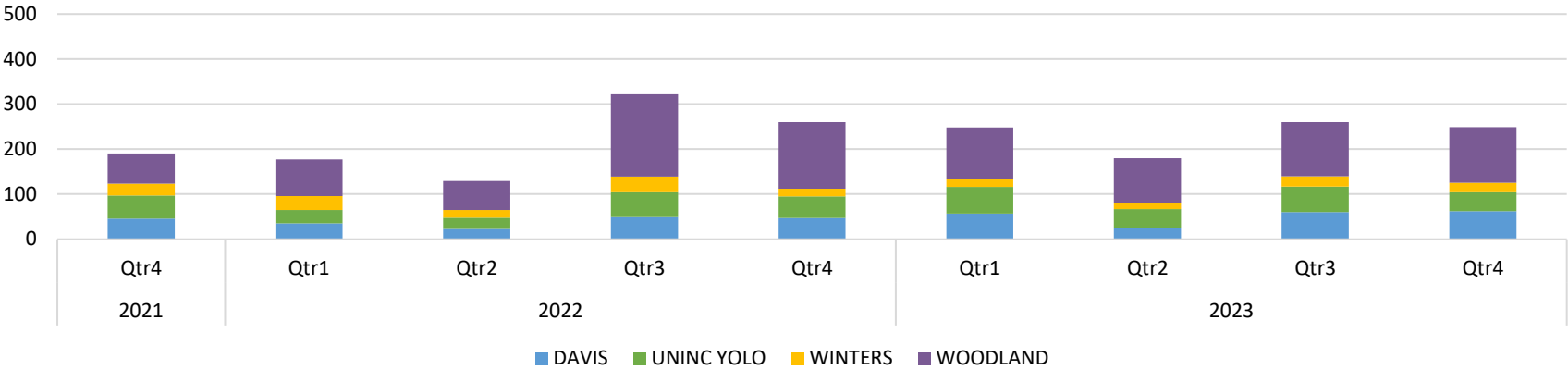
% of Load Opted Out

	Davis	Woodland	Winters	Yolo Co	Total	Residential	Commercial	Industrial	Ag	Total
% of Load Opted Out	7%	11%	13%	11%	10%	10%	11%	0%	12%	10%
% of Load Opted Up	3%	1%	0%	1%	1%	1%	3%	0%	0%	1%

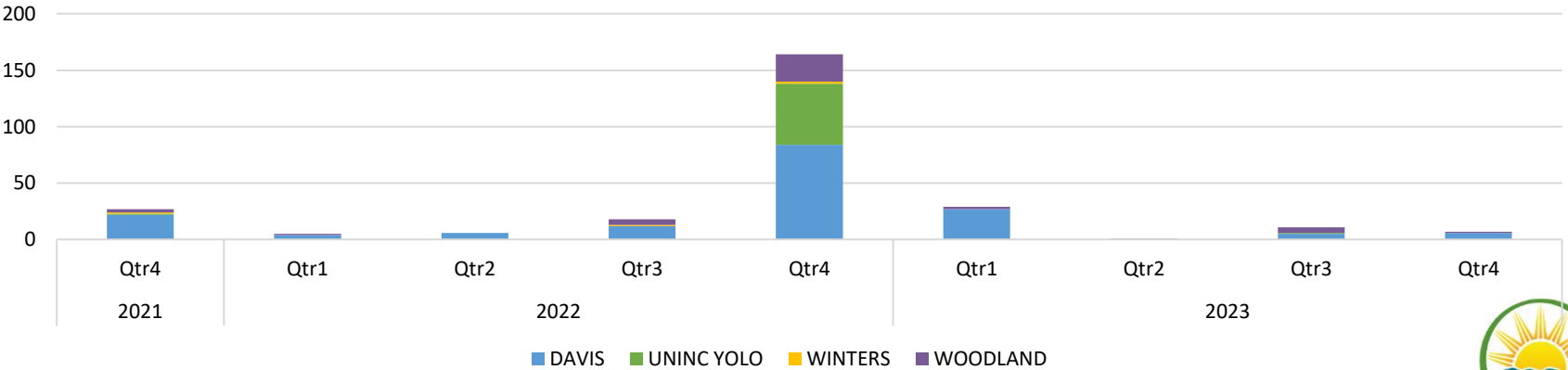


Item 10 – Customer Participation Update

Quarterly Opt-Outs



Quarterly Opt-Ups

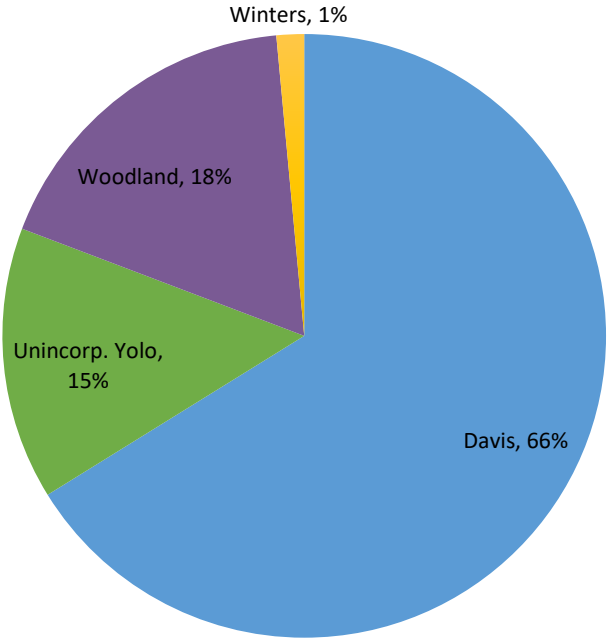


Status Date: 01/02/24

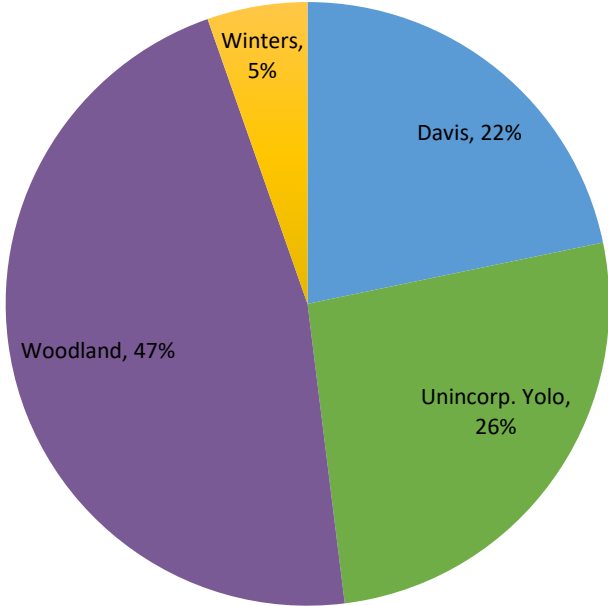


Item 10 – Customer Participation Update

541 Opt-Ups



11,393 Opt-Outs



These pie charts are based on total opt-ups and opt-outs since launch. The percentages in the charts are the percentages of those opt-ups and opt-outs by TOT (town or territory).

Status Date: 01/02/24

