

# VALLEY CLEAN ENERGY ALLIANCE

## Staff Report – Item 10

---

**TO:** Board of Directors

**FROM:** Rebecca Boyles, Director of Customer Care & Marketing

**SUBJECT:** Customer Enrollment Update (Information)

**DATE:** November 10, 2021

---

### RECOMMENDATION

Receive and review the attached Customer Enrollment update as of November 3, 2021.

# Item 10 - Enrollment Update

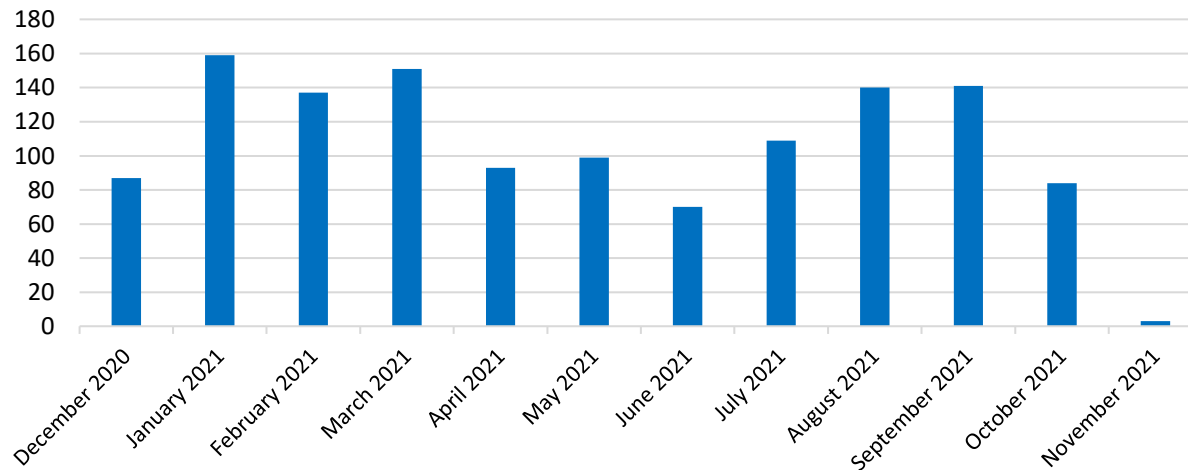
	Davis	Woodland	Winters	Yolo Co	Total	Residential	Commercial	Industrial	Ag	NEM	Non-NEM
VCEA customers	28,055	20,633	2,512	10,796	61,996	53,986	6,039	7	1,876	10,517	51,479
Eligible customers	29,340	23,691	2,806	12,364	68,201	59,290	6,647	7	2,153	11,615	56,586
Participation Rate	96%	87%	90%	87%	91%	91%	91%	100%	87%	91%	91%

There are currently 30 Winters customers not included in this table. NEM will enroll throughout 2021.

## % of Load Opted Out

Residential	Commercial	Industrial	Ag	Total
10%	9%	0%	13%	10%

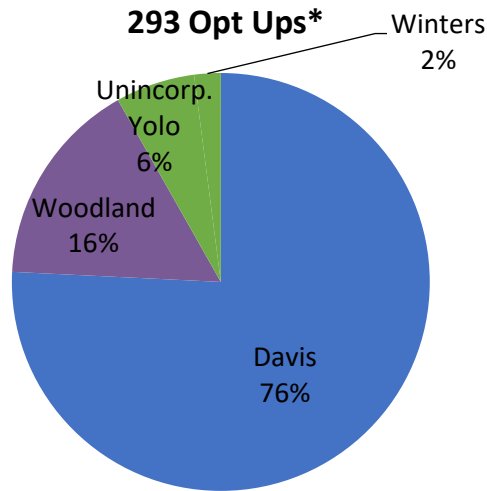
## Monthly Opt Outs



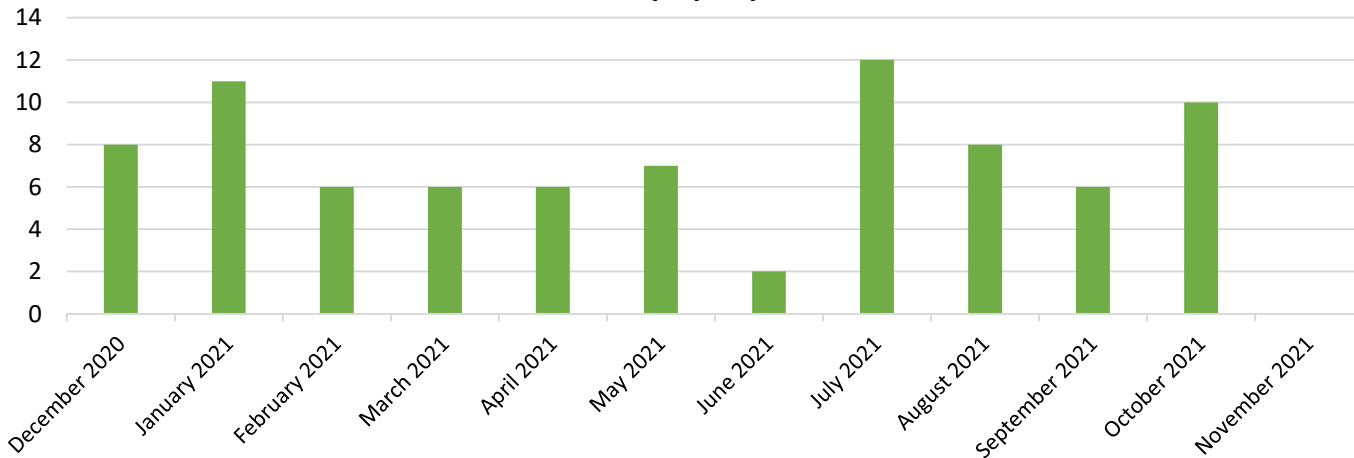
Status Date: 11/3/21



# Item 10 - Enrollment Update



**Monthly Opt Ups\***



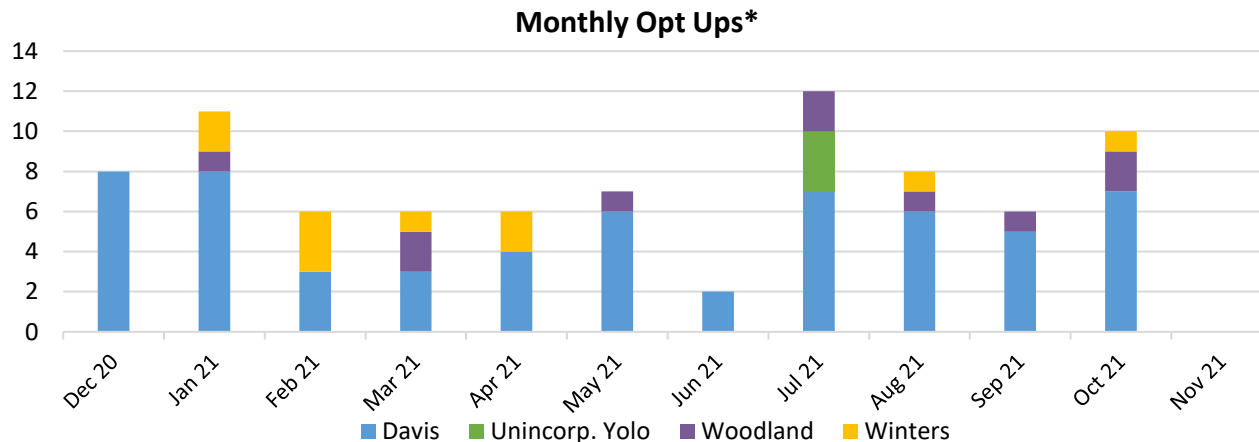
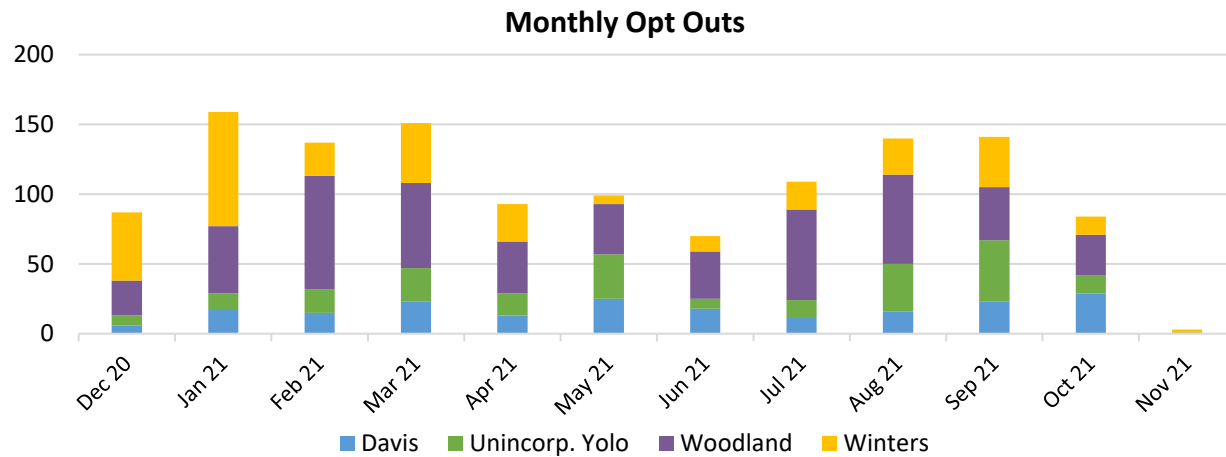
\* The numbers in the pie chart represent opt ups for customers who are currently enrolled. The numbers in the bar graph represent opt up actions taken regardless of current enrollment status.

Status Date: 11/3/21



**VALLEY**  
CLEAN ENERGY

# Item 10 - Enrollment Update

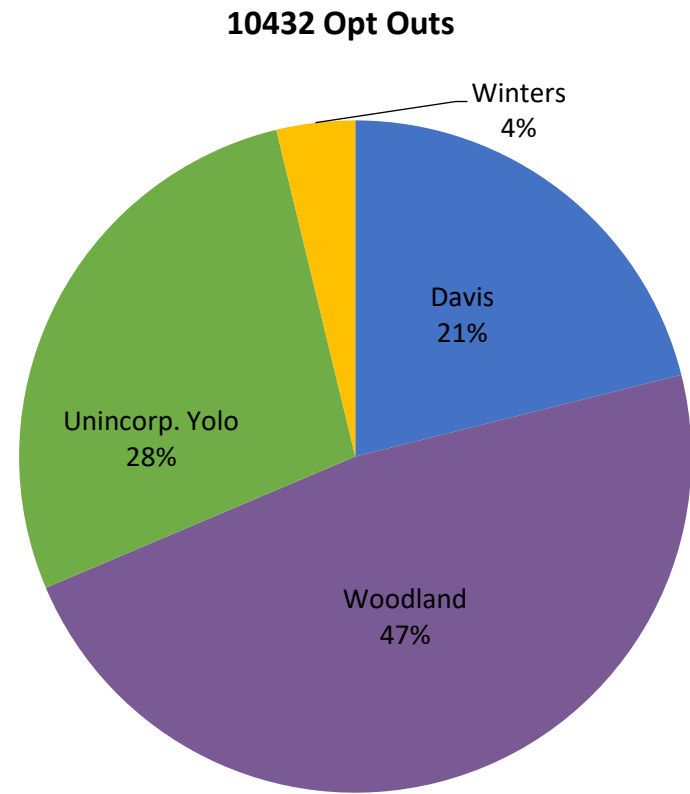
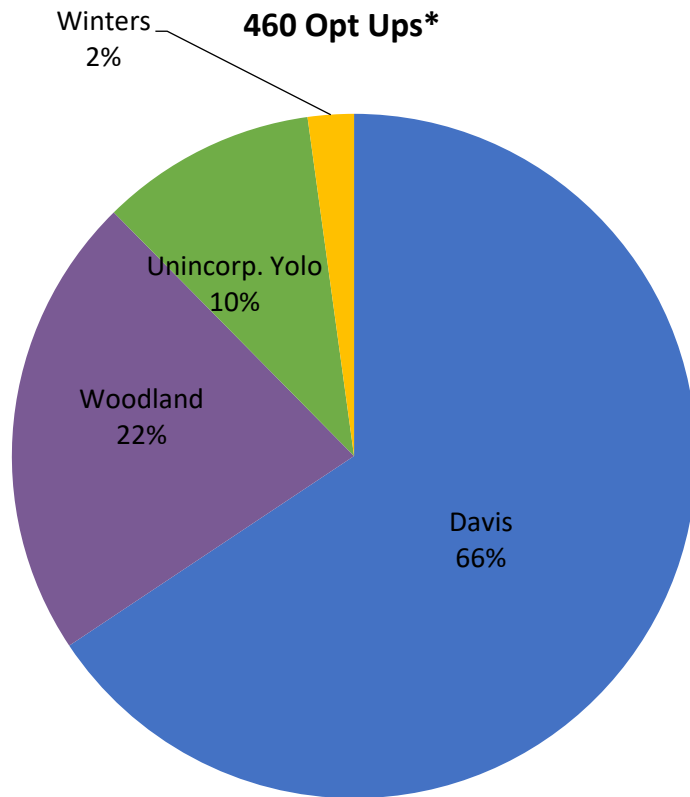


\* These numbers represent all opt up actions ever taken regardless of current customer enrollment status.

Status Date: 11/3/21



# Item 10 - Enrollment Update



\* These numbers represent all opt up actions ever taken regardless of current customer enrollment status.

Status Date: 11/3/21

