

VALLEY CLEAN ENERGY ALLIANCE

Staff Report – Item 10

TO: Board of Directors

FROM: Rebecca Boyles, Director of Customer Care & Marketing

SUBJECT: Customer Enrollment Update (Information)

DATE: October 14, 2021

RECOMMENDATION

Receive and review the attached Customer Enrollment update as of October 6, 2021.

Item 10 - Enrollment Update

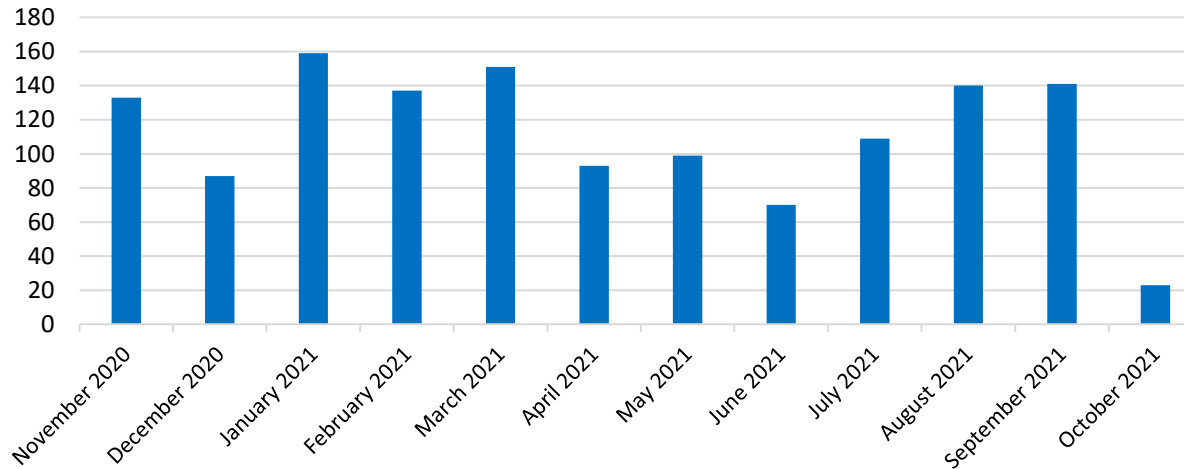
	Davis	Woodland	Winters	Yolo Co	Total	Residential	Commercial	Industrial	Ag	NEM	Non-NEM
VCEA customers	27,865	20,662	2,477	10,789	61,793	53,736	6,078	7	1,884	10,388	51,405
Eligible customers	29,125	23,701	2,760	12,333	67,919	58,973	6,685	7	2,150	11,428	56,491
Participation Rate	96%	87%	90%	87%	91%	91%	91%	100%	88%	91%	91%

There are currently 70 Winters customers not included in this table. NEM will enroll throughout 2021.

% of Load Opted Out

Residential	Commercial	Industrial	Ag	Total
10%	9%	0%	12%	10%

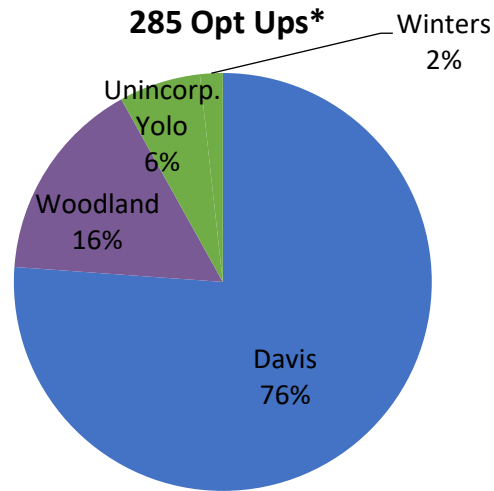
Monthly Opt Outs



Status Date: 10/6/21



Item 10 - Enrollment Update



Monthly Opt Ups*



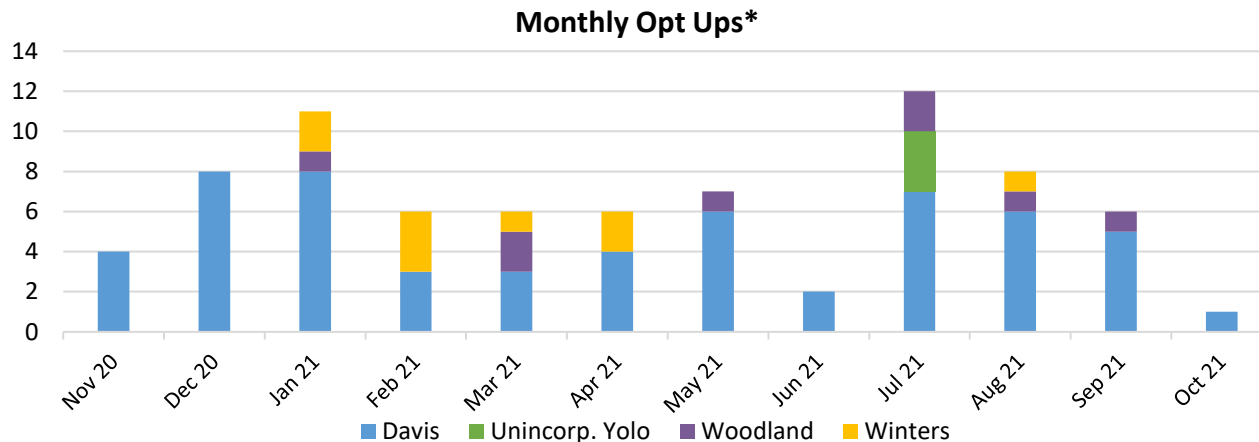
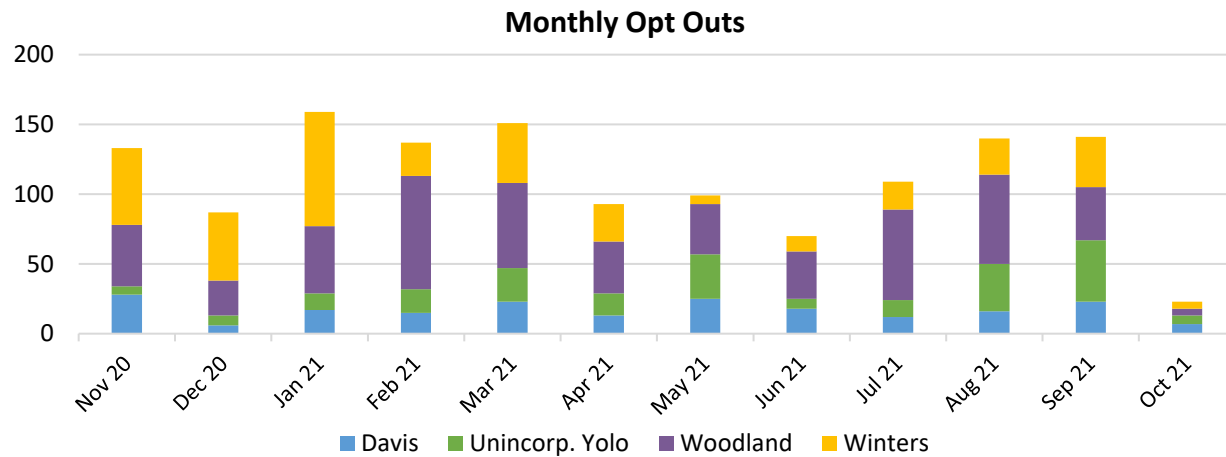
* The numbers in the pie chart represent opt ups for customers who are currently enrolled. The numbers in the bar graph represent opt up actions taken regardless of current enrollment status.

Status Date: 10/6/21



VALLEY
CLEAN ENERGY

Item 10 - Enrollment Update

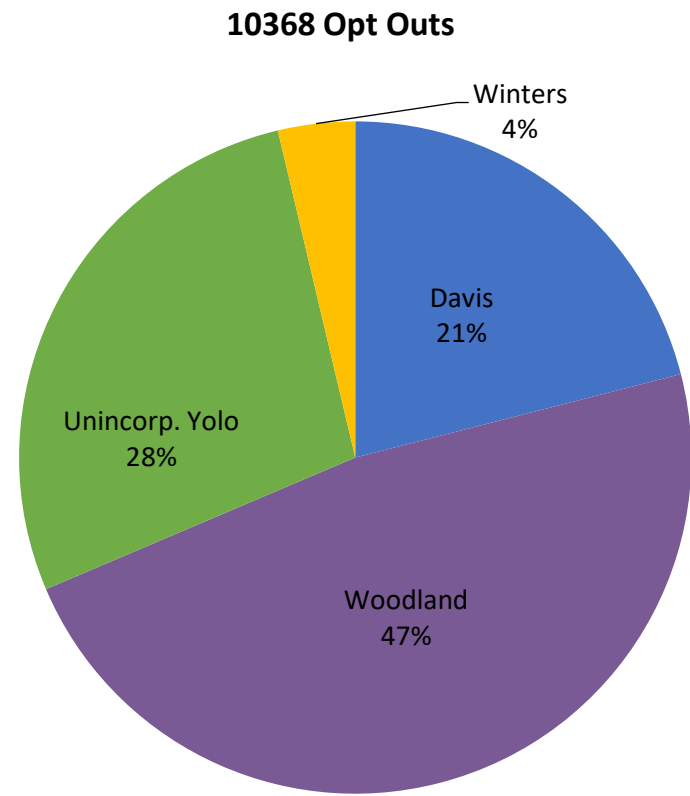
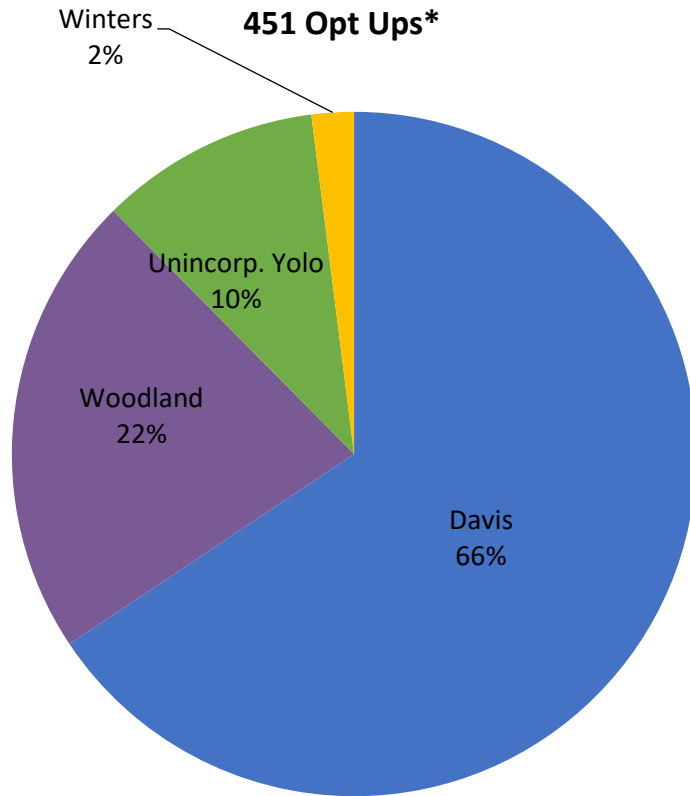


* These numbers represent all opt up actions ever taken regardless of current customer enrollment status.

Status Date: 10/6/21



Item 10 - Enrollment Update



* These numbers represent all opt up actions ever taken regardless of current customer enrollment status.

Status Date: 10/6/21

