



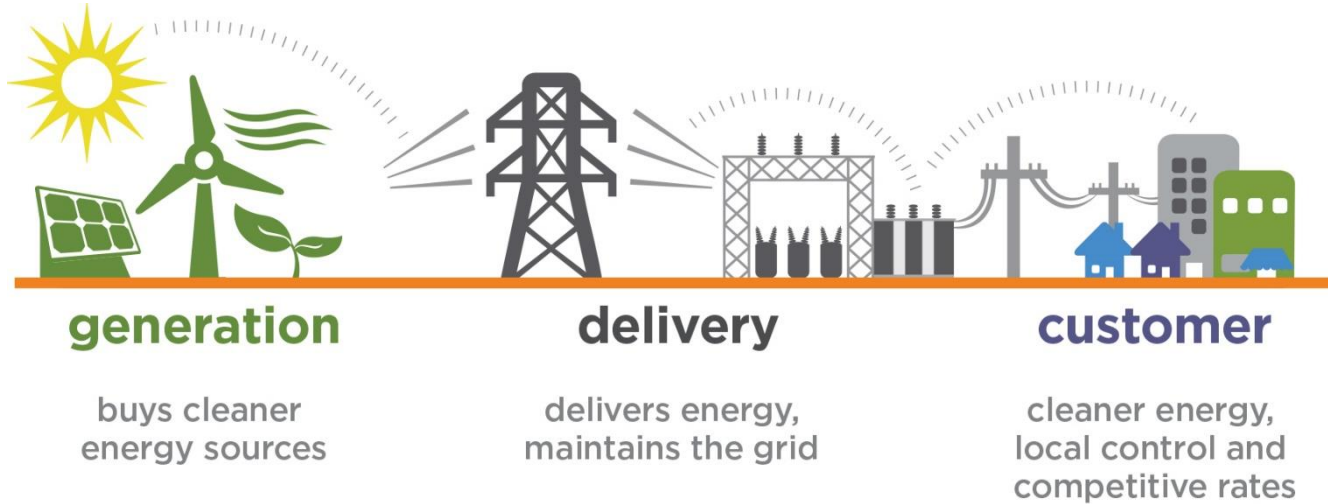
Overview

Why CCA?

- Customer choice
- Local decision-making
- Rate competition/ rate stability
- Green energy choices
- Energy efficiency and community-based programs



How Community Choice Works



Current California CCA Service

2010



2016



2014



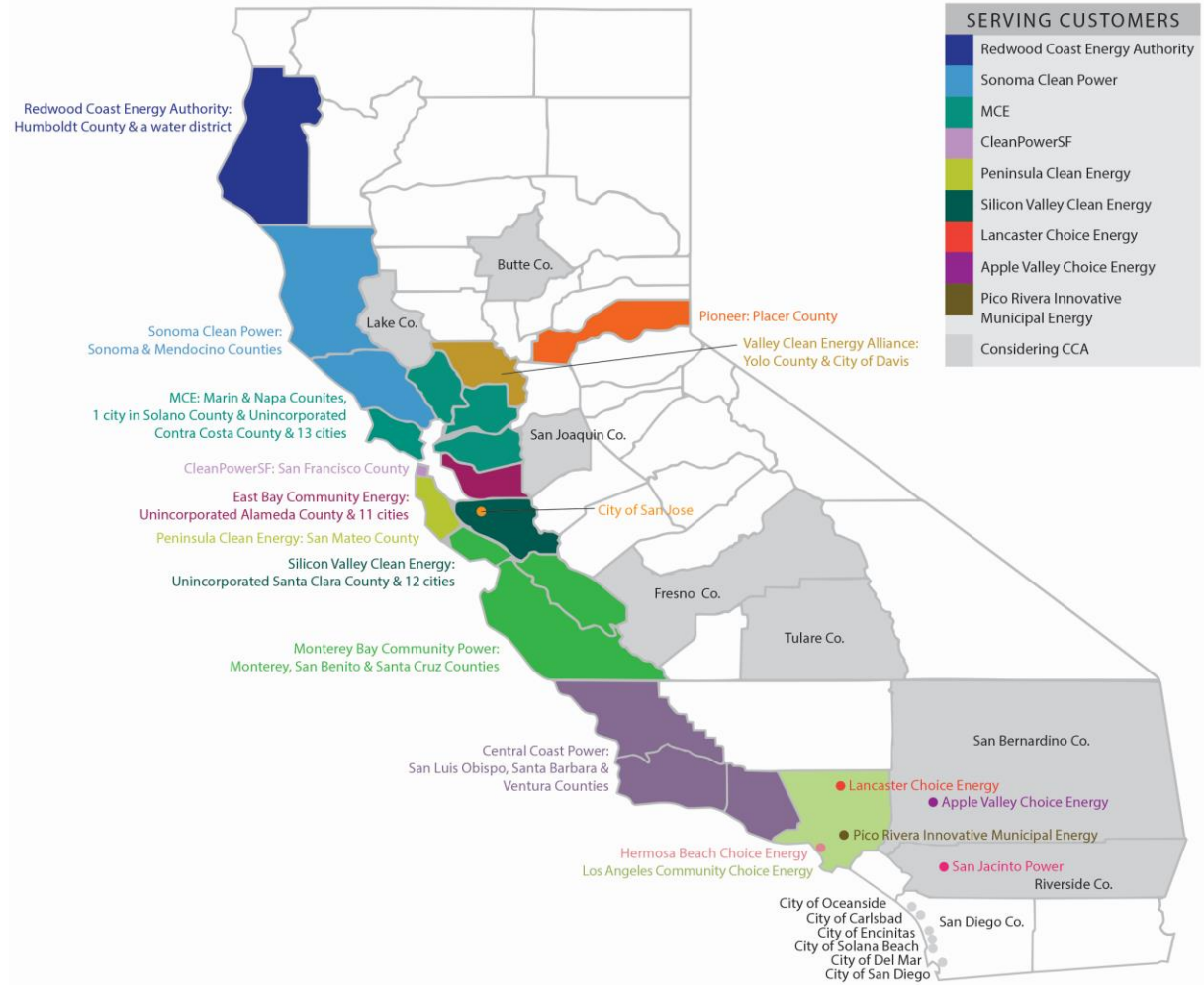
2015



2017



Growth of CCA Service in California



Board

ED
Counsel
Lobbyists
Technical

Staff
committees

CCAs

Priorities and Delivery Structure

Regulatory

- PCIA, Bond methodology, IRP, Tree mortality, Diablo Canyon, Retail market structure
- Case coordination and joint filings
- Decarbonization, Affordability, Reliability

Legislature

- Regionalization, advance renewable procurement, SB 100, CCA-specific

Best Practices

- Website refresh; external and internal pages
- Tool kit; Events (e.g., Supplier diversity workshop), Affiliates, Partners



Operational Member* Program Overview

CalCCA Members	Customer Accounts	Peak Load MW	Minimum RPS	Unbundled RECs	Annual Load 2016 GWh	Annual Load 2017 GWh
Apple Valley Clean Energy	29,000	70	35%	8%	n/a	235**
CleanPowerSF	76,000**	95**	40%	0	220	535
Lancaster Choice Energy	52,000	198	35%	8%	590	590
Los Angeles County Community Energy***	285,000	877	50%	0	n/a	3,470
MCE	260,000	520	55%	0 - 3%	2,102	2,900
Monterey Bay Community Power***	307,000	680	TBD	TBD	n/a	3,800
Peninsula Clean Energy	300,000	660	50%	0	n/a	3,800
Pico Rivera Innovative Municipal Energy	17,000	50	50%	0	n/a	215
Silicon Valley Clean Energy	240,000	680	50%	0	n/a	3,700
Redwood Coast Energy Authority	60,000	140	40%	0	n/a	730**
Sonoma Clean Power	227,000	510	43%	0	2,330	2,434
CalCCA Member Totals	1,853,000	4,480 MW	45% (avg)	1.8% (avg)	5,242 GWh	22,409 GWh

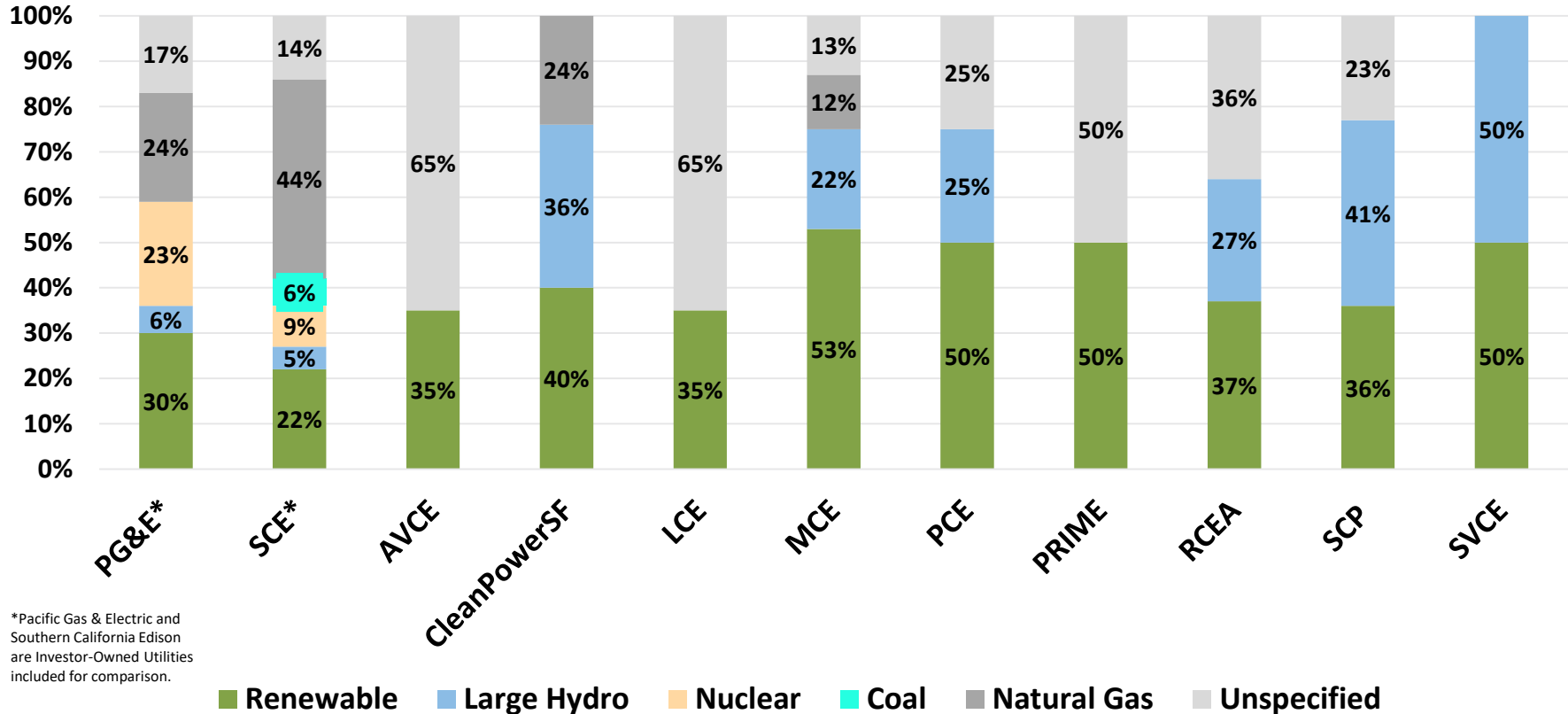
*East Bay Community Energy, Pioneer Community Energy and San Jose Community Energy are also Operational Members of CalCCA with data forthcoming in 2017/18

**Represents partial enrollment with additional phases planned for 2018

***Numbers are projected estimates for programs launching in 2018

Snapshot of CCA Portfolios in 2016

(or forecast for 2017 for new programs)



CCA Customer Program Elements

	CleanPowerSF	Lancaster Choice Energy	Peninsula Clean Energy	MCE	Sonoma Clean Power
Balanced Payment Plan	<i>In development</i>	✓			<i>In development</i>
Battery Storage Rate				✓	
Customer Load Shifting				✓	✓
Demand Response			<i>In development</i>	<i>In development</i>	✓
Electric Vehicle (EV) Rate	✓	✓	✓	✓	✓
EV Bus Program		✓			
EV Incentives				✓	✓
EV Load Shifting				✓	✓
Energy Efficiency (EE)		<i>In development</i>		✓	✓
Low-Income & Multifamily EE				✓	
Feed-In Tariff	<i>In development</i>		<i>In development</i>	✓	✓
Fuel Switching Gas to Electric				✓	✓
Low Income Solar Incentives	✓			✓	
Net Energy Metering	✓	✓	✓	✓	✓
On Bill Repayment	<i>In development</i>			✓	<i>In development</i>

Current member resources...



Suppliers to CCAs



Shell Energy North America



Morgan Stanley



SUNPOWER





CCA Construction of New California Renewables as of January 2017

Project Size (MW)	Resource	Resource Provider/Project Name	Location	Service Start Date	Contract Length (Years)	
MCE	1	Solar	San Rafael Airport	San Rafael, Marin Co.	2012	20
	1.6	Biogas	G2 Energy / Hay Road Landfill	Vacaville, Solano Co.	2013	18
	4.8	Biogas	Genpower / Lincoln Landfill	Lincoln, Placer Co.	2013	20
	1.9	Biogas	G2 Energy / Ostrom Road Landfill	Wheatland, Yuba Co.	2013	18
	1	Solar	Dominion / Buck Institute of Research on Aging	Novato, Marin Co.	2016	25
	0.3	Solar	Rawson, Blum & Leon / Cost Plus Plaza	Larkspur, Marin Co.	2016	20
	1	Solar	North Solar Solar Partners / Freethy Industrial Pk. #1	Richmond, Contra Costa Co.	2016	20
	1	Solar	North Solar Solar Partners / Freethy Industrial Pk. #2	Richmond, Contra Costa Co.	2016	20
	0.5	Solar	REP Energy / Cooley Quarry	Novato, Marin Co.	2017	20
	1	Solar	REP Energy / Cooley Quarry	Novato, Marin Co.	2017	20
	3.6	Biogas	Waste Management / Redwood Landfill	Novato, Marin Co.	2017	20
	10.5	Solar	MCE / Solar One	Richmond, Contra Costa Co.	2017	25
	20	Solar	Dominion / RE Kansas Solar	Stratford, Kings Co.	2015	3
	23	Solar	Dominion / Cottonwood Solar	Stratford, Kings Co.	2015	25
	99	Wind	EDP Renewables / Rising Tree III	Mojave, Kern Co.	2015	3
	30	Solar	Recurrent Energy / Mustang Solar Power Project	Leemore, Kings Co.	2018	15
	100	Solar	Recurrent Energy / Tranquility 8	Tranquility, Fresno Co.	2018	15
	105	Solar	sPower / Antelope Expansion 2	Lancaster, Los Angeles Co.	2018	20
	42	Wind	Terra-Gen / Voyager Wind III	Mojave, Kern Co.	2018	12
	125	Wind	Terra-Gen / Los Banos Wind	Los Banos, Merced Co.	2018	12
	40	Solar	First Solar / Little Bear Solar	Mendota, Fresno Co.	2020	20
	80	Solar	EDF Renewables / Desert Harvest	Desert Center, Riverside Co.	2020	20
SCP	1	Solar	Cloverdale Soventix	Cloverdale, Sonoma Co.	2017	20
	1	Solar	VacaSolar Millenium	Petaluma, Sonoma Co.	2017	20
	1	Solar	Petaluma Solar Millenium	Petaluma, Sonoma Co.	2017	20
	12.5	Solar	Pristine Sun LLC	Multiple sites, Sonoma Co.	2017	20
	70	Solar	Recurrent Energy / Mustang Solar Power Project	Leemore, Kings Co.	2016	20
	46	Wind	NextEra / Golden Hills	Livermore, Alameda Co.	2018	20
LCE	10	Solar	sPower / Western Antelope Dry Ranch	Lancaster, Los Angeles Co.	2016	20
PCE	200	Solar	Frontier Renewables / Wright Solar Park	Santa Nella, Merced Co.	2018	20



CCAs have accomplished...

Building California Renewables

- Constructing renewables quickly
- Takes 3-4 years of operations to create a diverse long-term portfolio
- Over \$1 billion in construction to date
- Majority of spending on projects with project labor agreements

Job Creation

- 2,800+ California jobs supported by MCE since 2010
- 80 jobs created by Lancaster Choice Energy since 2015
- 1.2 million union labor hours created through MCE renewable projects in 2016





Value for Underserved Communities

CleanPowerSF

- \$2M allocated for solar rebates for underserved residential customers
- Larger rebates for low-income customers
- 20-40% more for environmental justice neighborhoods
- 500% more for CARE customers
- GRID Alternatives local job training, focusing on underserved communities

Lancaster Choice Energy

- Focus on low-income customers with California HERO and California first to offer Property Assessed Clean Energy (PACE) financing
- Partnering with Antelope Valley Transit Authority to convert to all-electric bus fleet in three years
- AVTA provides free local transit to seniors



Value for Underserved Communities

Sonoma Clean Power

- Electric vehicle purchase and lease discounts for CARE customers
- 30% of electric vehicle rebates allocated for low-income customers
- Property Assessed Clean Energy (PACE) financing for home retrofits and solar
- Free Do it Yourself Toolkit for home efficiency retrofits in all public libraries

MCE

- \$1.7 M/year for Low-Income Tenants & Families (LIFT) energy efficiency
- \$75,000 allocated for 150 low-income solar rebates
- \$100,000 to RichmondBUILD solar and energy efficiency job training academy
- \$85,000 allocated to Rising Sun Energy Center to train San Pablo and El Cerrito youth for green collar jobs
- Partners with Communities for a Better Environment, the Greenlining Institute, Grid Alternatives, and environmental justice groups for inclusive programs and policies

Thank you.

cal-cca.org

